



Comhairle Cathrach Chorcaí  
Buiséad Bliantúil 2018

*Cork City Council  
Annual Budget 2018*

ADOPTED







**CORK CITY COUNCIL**  
**COMHAIRLE CATHRACH**  
**CHORCAÍ**

**BUDGET 2018**

	<b>Page</b>
Report from Chief Executive	1
Certificate of Adoption	9
Summary Financial Information & Charts	11
Statutory Tables	19
Service Division Details	27
Appendices	91
Capital Programme 2018-2020	93





# **BUDGET 2018**

## **REPORT FROM CHIEF EXECUTIVE**





**Budget 2018**

A Ard-Mhéara agus Comhairleoirí

I enclose for your consideration the 2018 draft Budget for Cork City Council.

The overall revenue expenditure proposed for 2018 is €160,241,400 by comparison with €152,617,900 for 2017. This represents an increase of €7,623,500 on 2017. The main contributors to the increase in expenditure are (1) Bringing SICAP into the Revenue Budget - €1.24m. (2) An increase in payroll of €4m (as a result of the implementation of the Public Services Stability Agreement, Haddington Road and Lansdowne Road agreements). (3) Increase in Roads grants of €550,000 as a result of the full implementation of the Restoration Improvement Programme. (4) Homeless €601,000. (5) Low Cost Safety Grants €250,000.

Preparing this year's budget for consideration and adoption by Council has once again been a challenging task. The general economic climate and state of the national finances continues to improve. However many of our income sources continue to be under severe pressure, while increased demand for services in many areas further exacerbates the pressure on the city's finances. The challenge of the budget is to ensure that the Council continues to achieve a balanced allocation of resources to ensure that it meets the many competing demands across the social, economic, cultural, environmental and infrastructural development of the city.

In bringing a balanced budget before Council for consideration at its statutory meeting to set the Local Adjustment Factor (LAF) for the Local Property Tax (LPT) on 28<sup>th</sup> September, cognizance had been taken of the many debates at City Council meetings throughout 2017 on areas of importance to Council and the city. The views and priorities of Council, as expressed through pre-budget meetings and by the Corporate Policy Group, were also factored into the estimated income and expenditure for 2018 which were examined in detail by the Finance and Estimates Functional Committee of Council. The members decided to set a local adjustment factor of 0% for the Local Property Tax in respect of 2018, which is the same as 2017. The additional funding of €776,506 that was generated as a result of moving from a -10% LAF in the 2017 budget will now also be available for the 2018 budget.

A provision of €248,000 has been maintained in respect of Ward Funds. Strong financial management and budgetary control has resulted in a balanced outturn for each year although the Council had to include €505,000 from its Revenue reserves in adopting the 2017 Budget and €520,700 has been factored in for 2018. While the City Council has been successful over the past 13 years in eliminating what was a very significant revenue deficit the provision for 2018 will exhaust the revenue reserve.

These changes have been factored into the draft budget now presented, which represents a considered and reasonable balance between the desirability of maintaining services and our ability to fund them given the current economic situation and the financial position of the Council.

**Staffing**

The independent review of the staffing complement of the City Council under the aegis of the Efficiency Review Group on Local Government was completed in 2013. This had set target staffing levels to be achieved by the organisation across all levels. Under this manpower plan, the total staff level of the Council would reduce to 1,246. This was achieved during 2014 through the normal retirement of staff thus not requiring any specific intervention to achieve this

overall staff complement.

Subject to the financial capacity of the organisation, there will be opportunities to continue recruitment of staff on foot of future vacancies that will arise.

### **Commercial Rates**

The City Council increased commercial rates by 1.25% for the 2017 budget. This was the first rate increase in eight years. The decision of the Council not to increase commercial rates for those eight years was the clearest illustration of the City Councils understanding of the pressures on business during the recession and of the City Councils efforts to mitigate those difficulties. The income from this source represents 42% of total income of the City Council. Over 80% of City Council income is generated within the City. While the Council has made significant progress in reducing its expenditure levels through efficiency measures and staff reductions, as evidenced by a reduction in its payroll budget of €16.2m since 2009 and significant reductions in its non-pay expenditure, it has been unable to transfer the benefits of these to ratepayers due to the level of reductions in its income base over the same period. Indeed, the €16.2m reduction in payroll costs would equate to 25% of the rate income, a reduction which could have been passed on to the business sector if grant levels were not reduced so drastically.

There will be no rate increase in the 2018 budget. Additional costs which are arising in 2018 will be funded from some buoyancy in rate income, rent income and additional departmental grants.

Cork City Council will continue with the rates incentive scheme, introduced in the 2017 budget, whereby a grant is given to all compliant ratepayers when certain criteria are met. This rates incentive scheme is aimed at small and medium enterprises (SME's), who make up over 57% of ratepayers.

The grant for 2018 will be 3% of the annual rate bill/charge (up to a maximum bill of €4,000). There will be no application process involved. The rate accounts which meet the qualifying criteria will have the grant automatically applied as a credit to their account in 2019.

In order to qualify for the grant ratepayers must have their account settled in full by November 30<sup>th</sup> 2018 and have no outstanding arrears on their account. Ratepayers that pay their account on a payment plan will also qualify for the grant.

Cork City Council has worked very closely with city business in recent years, developing close collaboration with representative groupings such as Cork Chamber and Cork Business Association. The outcome of that co-operation has been the implementation of a series of collaborative initiatives designed to make Cork City more attractive for visitors and for inward investment and to stimulate business.

It is important to note that the budget provides for a full continuation of the City Council's vibrant Arts, Cultural and Festivals programme. The budget also provides for a continuation and enhancement of our input into leading the tourism development of Cork City, while our Economic Development Fund is also continued, with a contribution of €730,900 for 2018. Along with this, the budget will again include an allocation of €175,000 and support initiatives that will be associated with the Council's city centre strategy.

It is important to state that there is a pressing requirement for an increase in the size of Cork city which provides daily services to people and business in county areas which are adjacent to it. These businesses and citizens use essential services on a daily basis without any contribution towards the costs of these services. This is a further financial pressure for which Cork City Council receives no recompense.



## **Water Services**

The water services budget is presented on the basis that the full cost of the management and operation of the water and waste water services for the city in 2018 are recouped in full from Irish Water. The delivery of water services in the country transferred from the Local Authorities from the 1<sup>st</sup> January 2014 to Irish Water. The resultant position is that the City Council will continue to operate the water services on an agency basis for Irish Water under a 12 year service level agreement. In essence, it will be the City Council's existing staff that will continue to operate this service into the future.

## **Local Property Tax**

The members of Cork City Council have voted to keep the Local Adjustment Factor for Local Property Tax at 0%. As a result of this, the extra €777,000 that was included in the 2017 is also in the 2018 Budget. €177,000 of the additional LPT money was allocated to the Environment and Recreation Directorate. The funding was used for additional tree cutting, the design of the Bishopstown playground and several other park improvements. As Bishopstown playground has been designed the previously allocated €50,000 for this purpose can now be used for the opening and running of Tramore Valley Park. This will be a tremendous facility for the city.

## **Car Parking Charges and Parking Regulation**

There will be no increase in car parking charges in 2018 which remain generally at €1.70/€2.00/€2.30 for both on-street and off-street parking. The Council's multi-storey car-parks at Paul Street and Kyrils Quay/North Main Street are the cheapest in the city. Parking income in 2017 will achieve its budget in 2017.

In the case of on-street car parking, Park-by-Phone has grown substantially in 2017 and there is significant opportunity to grow Park-by-Phone usage as the preferred method for the majority of vehicle owners paying for on-street parking. It is an extremely convenient method and a specific focus will be placed on marketing this service. It will also provide the opportunity to examine further parking promotions through this convenient payment method including customer contact and marketing opportunities.

## **Local Authority Housing**

Social Housing remains a fundamental objective and priority for the City Council. The focus of the Capital Programme for 2017 was the acquisition of units to meet current housing needs and advancing proposals to proceed to construction stage in late 2016/early 2017. Rebuilding Ireland – An Action Plan for Housing & Homelessness was published by Government in July 2016. The City Council is advancing a number of projects to avail of the significant resources to be made available under the Plan. The City Council will continue to work with the department to maximise its allocation so as to deliver comprehensive high quality social housing solutions for the city. The City Council has completed a Competitive Dialogue public procurement process which will seek the delivery of new housing units to be provided by the private sector, throughout the city, which will see some projects commence at the end of 2017 and a number of projects to commence in early 2018.

The new housing assistance payment (HAP), introduced in 2015, is being made available to 75,000 households who will rent their homes in the private sector. HAP was implemented in Cork City Council in 2015. A target of 780 new tenancies for 2017 will be expected. It is anticipated that there will be over 2,500 properties in the HAP Scheme by the end of 2018.

## **Vacant House Programme**

The matter of the Council's ability to respond to the increasing level of vacant houses in its stock has been the subject of many debates at Council meetings. Considering the budget provision in 2017, the funding of voids was included at every opportunity in submissions to DHPCLG under SHIP. In response, grant aid was received towards the cost of repairs to long term voids. This grant aid covered approximately 50% of the full cost of repairs and is

supplemented from City Council's own resources.

Notwithstanding the need for such co-funding, it is hoped that further DHPCLG grant aid towards void recovery will be available in 2018. Any such grant aid will again be represented in the capital account. Such grant aid will be in addition to the provisions included from within the City Council's own resources.

The City Council has a target of 60 voids for the end of 2017, including units becoming vacant during the current year. This represents approximately half of 1% of the total stock of social houses in the city.

In order to support this programme, a capital expenditure allocation from the Council's own resources of €1m was provided for in 2014 to ensure that a form of revolving fund could be developed for vacant houses. This continued in 2017 and the Council will continue to support the programme for 2018.

### **Housing Maintenance**

The City Council is in the process of obtaining an €11m loan from the Housing Finance Agency which will be used to upgrade the existing housing stock. Over the last number of years, the housing maintenance programme was based on limited planned maintenance being undertaken with the emphasis being on responding to emergency and urgent repairs in the first instance and any improvement work thereafter. Once this loan is granted it will allow for significant upgrading of existing housing stock and over time this will result in the number of emergency repairs being significantly reduced. The housing directorate is in the process of preparing a detailed report which will highlight the areas of planned preventative maintenance that need to be addressed.

Once approval has been granted for the loan, work can begin on the programme of planned preventative maintenance. As a significant front loaded investment of €11m is being allocated to housing, €500,000 will be transferred to the roads directorate from the existing housing maintenance budget. This is a once off transfer which will increase the level of investment in Roads and Transportation. The €500,000, which is a once off transfer will only be transferred when approval for the loan has been granted.

Provision is included to meet the Council's liabilities for loan charges arising from the housing capital and advanced land purchase programmes.

Cork City Council carried out its own rent review in 2015 and this was completed in 2016. This has resulted in an extra €1.1m in rental income being available for the 2018 budget. Although housing rents are based on ability to pay, there is a need to continuously examine our methods of contact with our tenants who may be finding it difficult to maintain their rental payments, so as to ensure supportive intervention at the earliest opportunity.

### **Disabled Persons Grants and Disability Works to Local Authority Houses**

The budget as presented provides for an expenditure of approximately €1.4m in 2018 on disabled person grants to private homeowners. It is expected that the annual government grant will materialise at this level and that the Council's contribution to the overall spend will be in the order of €284,000. With regard to works on our own housing stock, our programme of works will be limited to the level of grant aid that we receive from central government and this is not likely to be notified until early 2018. The Council expects this funding to be in the region of €600,000 which will be 90% funded.

## **Roads and Transportation**

The 2018 budget sees a continuation of recent years shift in emphasis in both the manner in which the Council will deliver its work programme and the type of work it will undertake. The level of improvement type works has been limited over the last number of years. This is beginning to change slowly. The emphasis will still be primarily on a care and maintenance programme.

The roads and transportation budget for 2018 sees an additional €1.5m in funding. The traditional block grant has been replaced by the Restoration Improvement Programme. Under this new programme local authorities must spend at least 50% of the fund on resurfacing otherwise they will be unable to draw down their full allocation. As a result of this Cork City Council needs to invest an additional €400,000 on resurfacing in 2018 in order to receive its full entitlement under the Restoration Improvement Programme. A sum of €200,000 remains in the 2018 estimates as a result of the members voting to have a 0% Local Adjustment Factor. This funding will be used for areas such as traffic calming and resurfacing. Provision continues to be made for a sum of €248,000 for ward funds.

In view of the level of funds that are likely to be available through grant aid for this programme, there is a need to focus all funds on maintaining our asset base on a prioritised basis, taking account of traffic volumes and strategic importance of the route network. The funding received under the Restoration Improvement Programme will need to support a major portion of our maintenance works as opposed to improvement works as heretofore.

There will continue to be a significant focus on the further development of works under the National Transport Authority funded sustainable transport programme. The City Centre Movement Strategy approved in 2013, commenced in 2017, provides the framework for targeted investment in the city over the next 4-5 years. This will form part of our capital programme and members will be advised of grant allocations as they emerge in 2018.

As previously advised in this report, should the City Council be successful in obtaining approval for an €11m housing upgrade loan, €500,000 will be transferred out of housing maintenance as a once off to the Roads and Transportation Directorate. This funding boost will be a welcome investment in the city's roads infrastructure.

## **Support to Visitor Centres, Events, Community and Arts Grants**

Overall, the combined funds across the above areas amount to over €1.8m

A sum in the order of €865,700 is provided for in 2018. This includes the retention of €250,000 for Cork Opera House. Along with this, a provision of €259,800 is also included for grants made by the Arts Committee of Council and a provision of €220,000 is made for Community Grants. The budget as presented also provides for the continuation of the Council's Community Warden Service for 2018 and this is now fully funded by the Council as is the Rapid Co-ordinator service.

A sum of €64,000 has been provided under the Creative Ireland Fund.

## **Economic and Enterprise Development, Tourism and Environment**

### **Economic Development Fund**

The City Council, as one of the biggest employers in Cork City and as a public service delivery agency, plays a significant role in facilitating initiatives aimed at increasing the attractiveness of the city for economic activity. In this regard, the 2018 budget makes specific provision for the continuation of the Economic Development Fund equivalent to €730,900. Regular reports on the projects supported by this fund are brought to Council through the Strategic



Planning, Economic Development and Enterprise Strategic Policy and Functional Committees. The success of the fund over the past four years has cemented Cork's reputation as a location which is conducive to starting a business. Cork City Council, with Cork County Council, is also leading the development of strategic messaging, marketing and branding of Cork with six local stakeholders.

Local Enterprise Office Cork City is now a constituent part of Cork City Council, replacing Cork City Enterprise Board. It is a key instrument in delivering support to businesses in the city. In 2016, Cork City Council completed a Local Economic and Community Plan under the auspices of the Local Community Development Committee (LCDC) and this plan was based on the six drivers identified in the City Development Plan – Economic Diversity; Innovation; Skills and Human Capital; Connectivity; Place Quality and Strategic Governance Capacity. The City Centre Strategy and the City Centre Fund are important elements in the delivery of Place Quality, whilst the Cork Area Strategic Plan (CASP) process, the City Council's Corporate Plan and the LCDC are all important components of Strategic Governance Capacity. The importance of the city centre as a critical asset to the economy of the Cork region is recognised by the Council's development of a City Centre Strategy and provision has been made to continue the €175,000 to support initiatives under the strategy.

Local Area Plans for the strategic development of South Docks and Tivoli commenced in 2016 and will be completed in 2018.

### **Conclusion**

The budget as presented has increased funding and associated service levels above 2017 levels. Indeed, this budget presents an increase in funding to Housing and Community (€1.2m), Roads and Transportation (€1.5m) and Corporate & External Affairs (€2.4m). These substantial increases have been provided to address higher costs and increasing demands in the larger spending directorates. The budget also provides funding measures aimed at addressing some strategically important areas that require specific attention.

A significant effort has been made by all members of the Councils Management Team and their staff to produce a budget and associated work-programme which will ensure that the Council maximises its output and impact for the citizens of Cork City. I would like to thank all Directors of Service, Heads of Function and their staff for their work in this regard.

The proposed budget provides a reasonable balance across the competing objectives of developing the social, cultural, economic, environmental and infrastructural needs of the City, in a socially inclusive manner, that Council is charged with progressing. This is a challenge for Council and I would like to thank the Lord Mayor, the Corporate Policy Group and all Members of Council for their input and assistance in the Budget preparation.

I would also like in particular to convey my thanks to John Hallahan, Head of Finance, Barry O'Hare, Management Accountant and the staff of the Finance Directorate for their leadership in this process, their work commitment and their assistance to myself and Council.

I recommend the adoption of the 2018 Budget, as prepared, to the City Council.


**ANN DOHERTY**  
**CHIEF EXECUTIVE**

20<sup>th</sup> October 2017

## CERTIFICATE OF ADOPTION

I hereby certify that at the budget meeting of Cork City Council held this 9<sup>th</sup> day of November, 2017 the Council by Resolution adopted for the financial year ending on the 31st day of December, 2018 the budget set out in Tables A -F and by Resolution determined in accordance with the said budget the Rates set out in Tables A to be the annual rate on valuation to be levied for that year for the purposes set out in those Tables.

Signed

  
Cathaoirleach

Countersigned

  
Chief Executive

Dated this 9<sup>th</sup> day of November, 2017







# **BUDGET 2018**

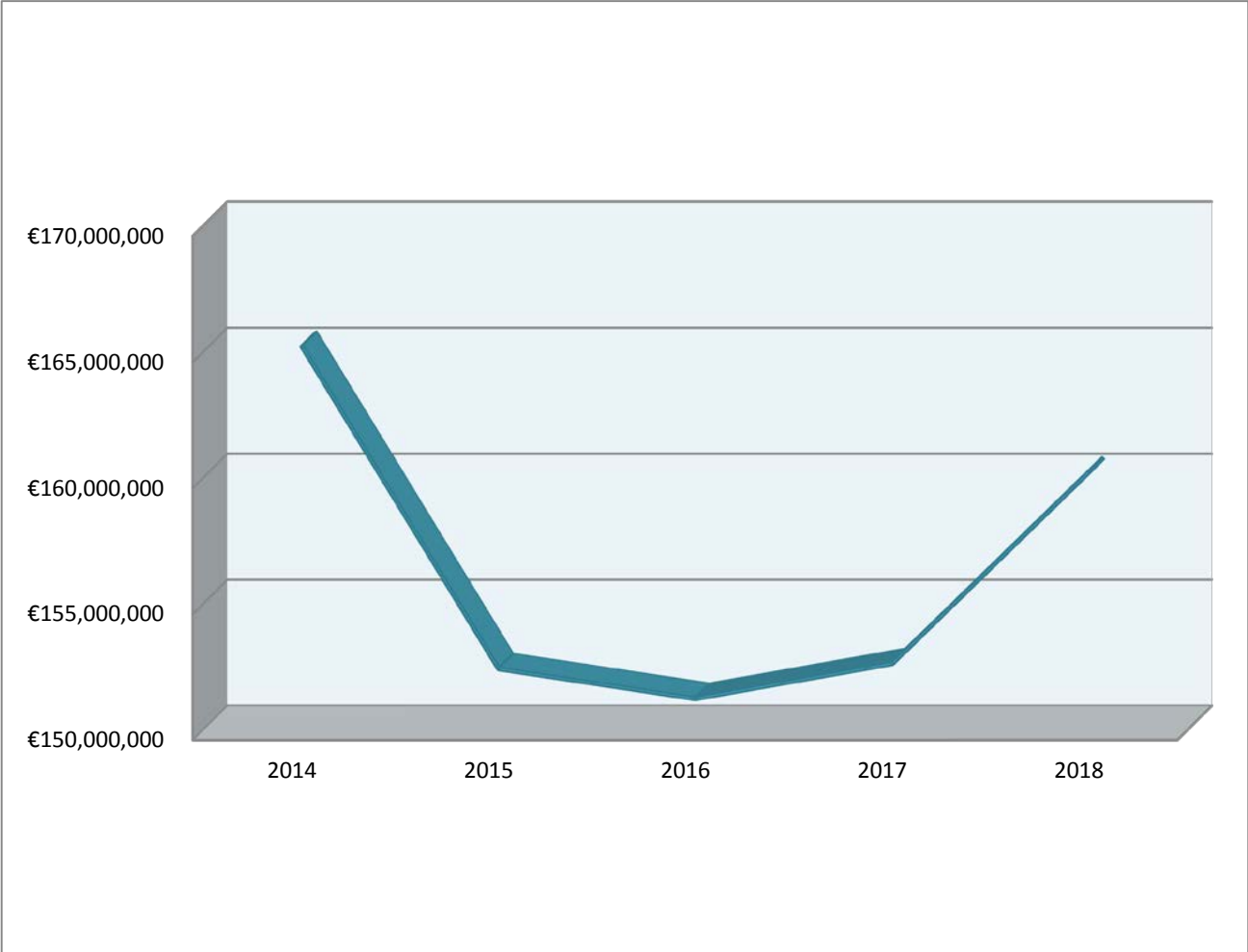
## **SUMMARY FINANCIAL INFORMATION & CHARTS**



# GROSS REVENUE EXPENDITURE 2014-2018

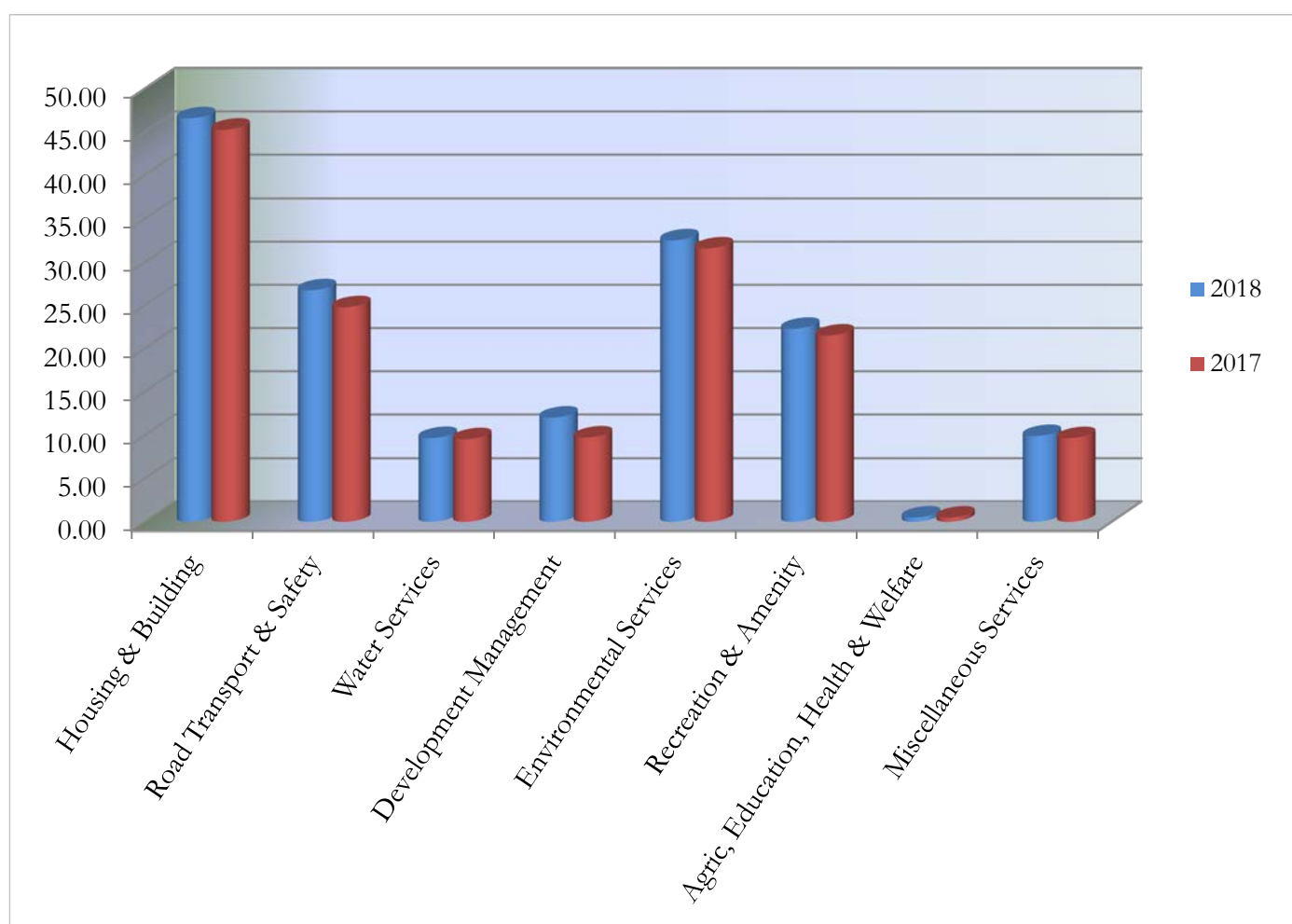
€

2014	165,227,600
2015	152,412,100
2016	151,227,800
2017	152,617,900
2018	160,241,400



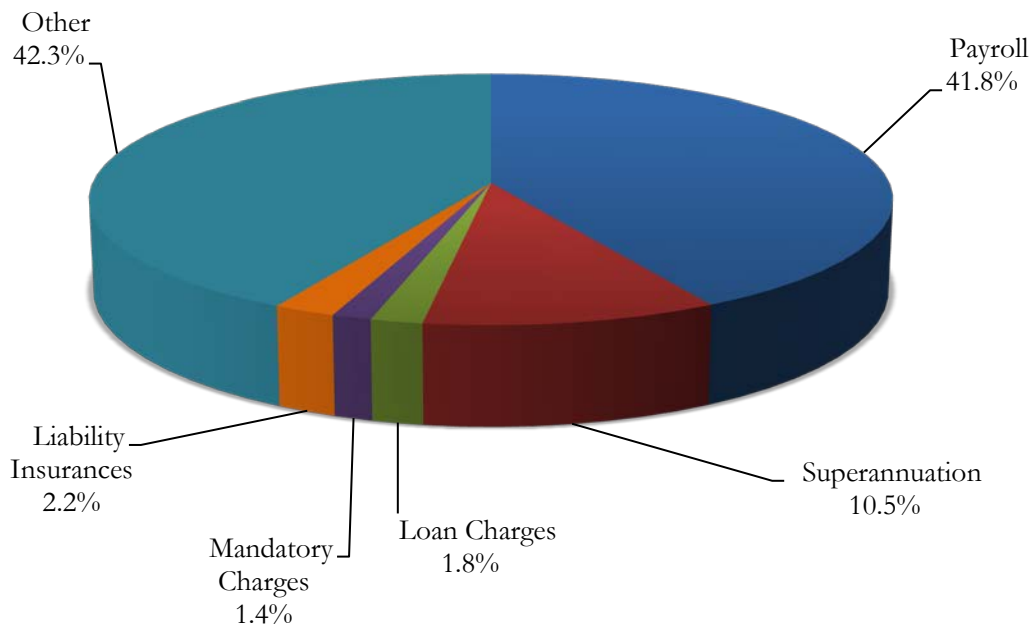
## EXPENDITURE BY SERVICE DIVISION

	2018	2017
	€	€
<b>A Housing &amp; Building</b>	46,576,200	45,260,500
<b>B Road Transport &amp; Safety</b>	26,742,400	24,777,100
<b>C Water Services</b>	9,698,900	9,562,000
<b>D Development Management</b>	11,995,600	9,765,300
<b>E Environmental Services</b>	32,519,600	31,582,200
<b>F Recreation &amp; Amenity</b>	22,277,400	21,495,500
<b>G Agriculture, Education, Health &amp; Welfare</b>	498,000	490,800
<b>H Miscellaneous Services</b>	9,933,300	9,684,500
	160,241,400	152,617,900



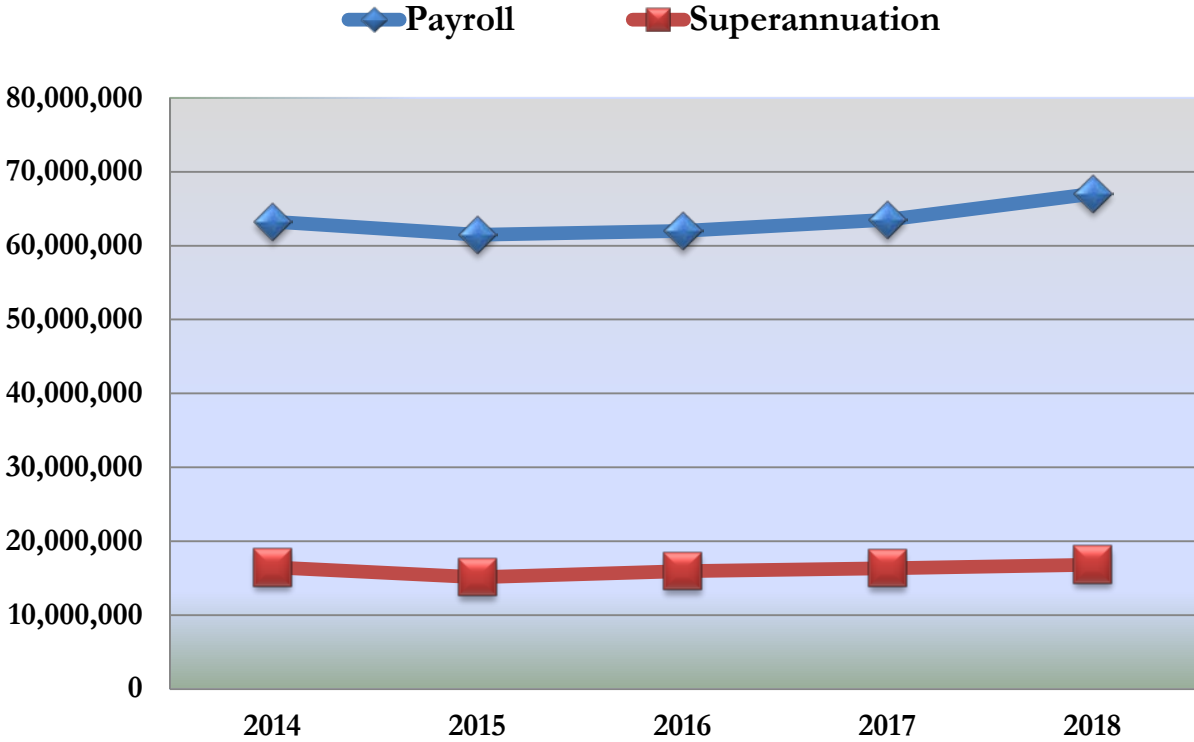
## EXPENDITURE BY ELEMENTS

	€	%
1 Payroll	67,045,300	41.8
2 Superannuation	16,811,400	10.5
3 Loan Charges	2,958,400	1.8
4 Mandatory Charges	2,261,500	1.4
5 Liability Insurances	3,536,700	2.2
6 Other	67,628,100	42.3
<b>TOTAL</b>	<b>160,241,400</b>	<b>100.0</b>



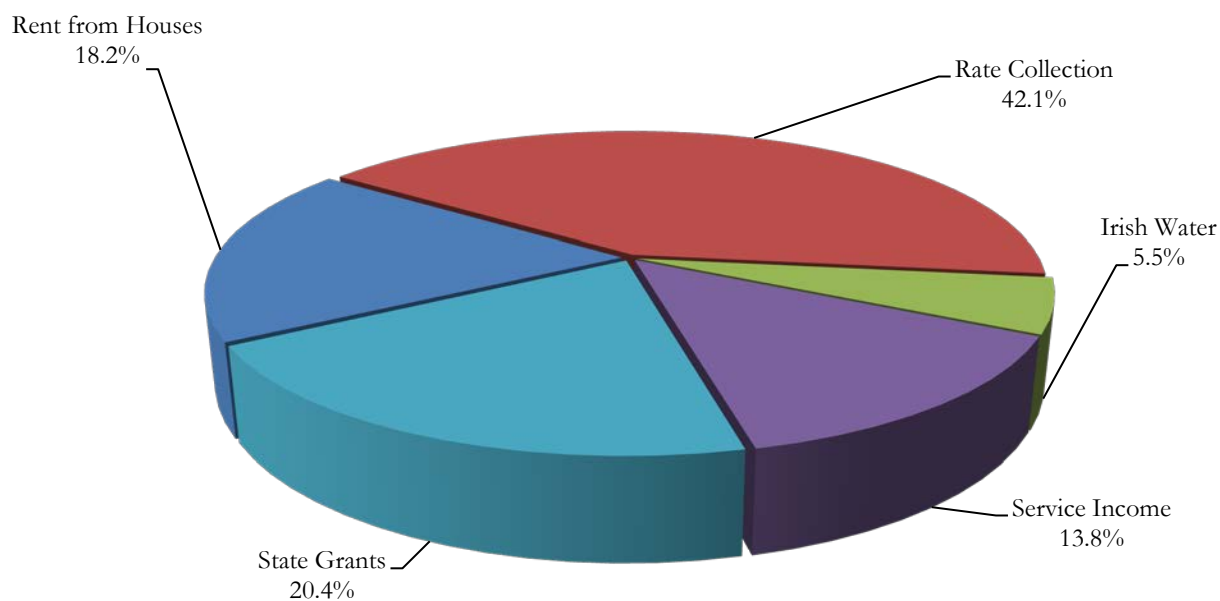
# PAYROLL & SUPERANNUATION COSTS 2014-2018

	Payroll	Superannuation
2014	63,237,900	16,448,700
2015	61,502,000	15,128,800
2016	62,001,300	15,965,600
2017	63,524,900	16,319,200
2018	67,045,300	16,811,400



## INCOME BY ELEMENTS

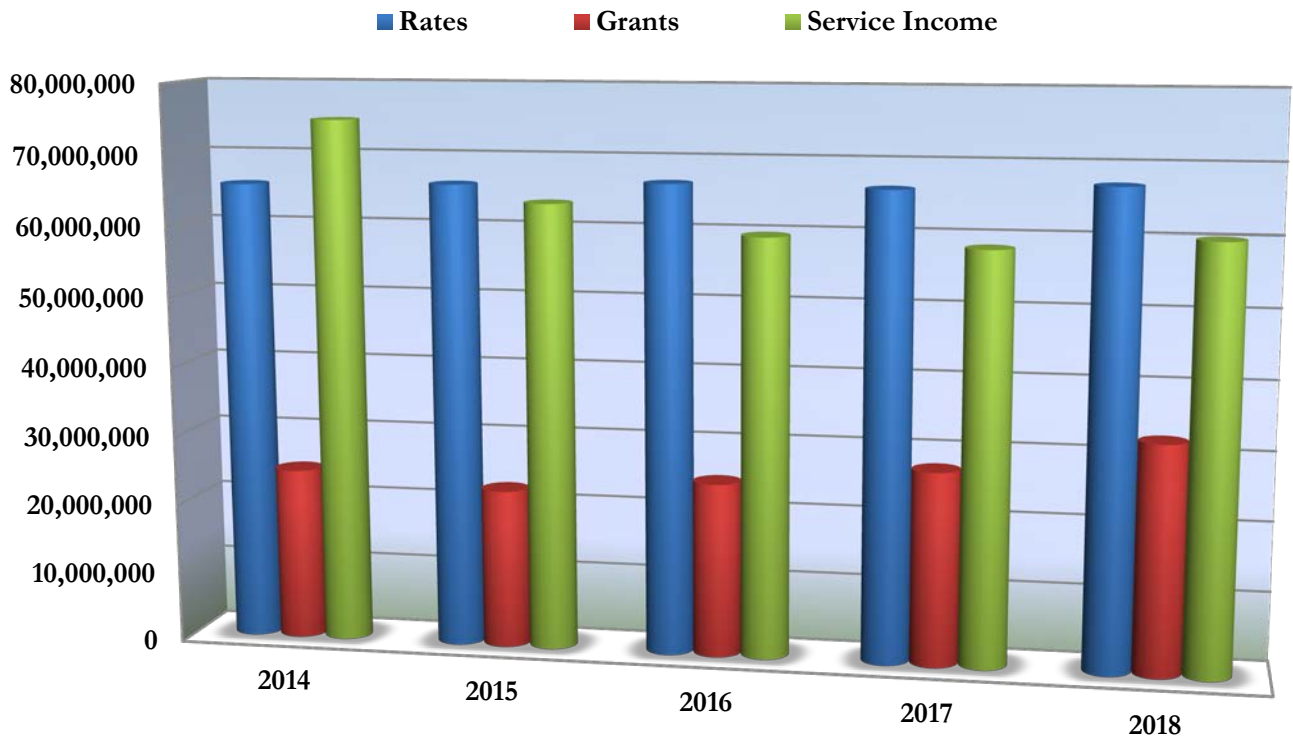
	€	%
<b><u>STATE GRANTS AND SUBSIDIES</u></b>		
Local Property Tax	11,927,400	7.4
Dept of Housing, Planning, Community & Local Govt.	15,346,900	9.6
Road Fund Grants - TII & DOT	3,852,800	2.4
Grants from Other Departments	1,557,000	1.0
	32,684,100	20.4
<b><u>OTHER</u></b>		
Rent from Houses (incl RAS)	29,221,800	18.2
Rate Collection	67,275,000	42.1
Irish Water	8,888,100	5.5
Service Income	22,172,400	13.8
	127,557,300	79.6
<b>TOTAL</b>	<b>160,241,400</b>	<b>100.0</b>



# INCOME SUMMARY

## 2014-2018

	Rates	Grants	Service Income
2014	65,724,100	24,584,700	74,918,800
2015	66,107,900	22,648,100	63,656,100
2016	66,697,100	24,850,800	59,679,900
2017	66,363,600	27,674,100	58,580,200
2018	67,275,000	32,684,100	60,282,300







# BUDGET 2018

## STATUTORY TABLES

Table A	Calculation of Annual Rate on Valuation
Table B	Expenditure & Income for 2018 and Estimated Outturn for 2017
Table C	Calculation of Base Year Adjustment <i>Not Applicable to Cork City Council</i>
Table D	Analysis of Budget 2018 Income from Goods & Services
Table E	Analysis of Budget 2018 Income from Grants & Subsidies
Table F	Annual Budget – Expenditure & Income <i>Contained in Service Division Details Section</i>



CORK CITY COUNCIL - ANNUAL BUDGET						
TABLE A - CALCULATION OF ANNUAL RATE ON VALUATION						
Summary by Service Division	Expenditure €	Income €	Estimated Net Expenditure 2018 €	%	Estimated Net Expenditure Outturn 2017 €	%
<b>Gross Revenue Expenditure &amp; Income</b>						
A Housing and Building	46,576,200	41,991,600	4,584,600	5.8%	3,903,300	5.0%
B Road Transport & Safety	26,742,400	13,211,800	13,530,600	17.0%	12,376,700	15.8%
C Water Services	9,698,900	9,110,900	588,000	0.7%	1,223,800	1.6%
D Development Management	11,995,600	3,385,600	8,610,000	10.9%	8,628,100	11.0%
E Environmental Services	32,519,600	4,682,600	27,837,000	35.1%	26,139,800	33.4%
F Recreation and Amenity	22,277,400	2,208,200	20,069,200	25.3%	19,257,700	24.6%
G Agriculture, Education, Health & Welfare	498,000	183,300	314,700	0.4%	288,800	0.4%
H Miscellaneous Services	9,933,300	6,144,300	3,789,000	4.8%	6,440,300	8.2%
	<b>160,241,400</b>	<b>80,918,300</b>	<b>79,323,100</b>	<b>100.0%</b>	<b>78,258,500</b>	<b>100%</b>
Provision for Debit Balance	0		0			
<b>Adjusted Gross Expenditure &amp; Income (A)</b>	<b>160,241,400</b>	<b>80,918,300</b>	<b>79,323,100</b>		<b>78,258,500</b>	
<b>Financed by Other Income/Credit Balances</b>						
Provision for Credit Balance			520,700			
Local Property Tax			11,927,400			
Pension Levy Deduction			0			
<b>Sub - Total (B)</b>			<b>12,448,100</b>			
<b>Net Amount of Rates to be Levied (A)-(B)</b>			<b>66,875,000</b>			
Base Year Adjustment						
<b>Amount of Rates to be Levied Gross of BYA (D)</b>			<b>66,875,000</b>			
<b>Net Effective Valuation (E)</b>			<b>891,899</b>			
<b>Annual Rate on Valuation D/E</b>			<b>74.98</b>			

**CORK CITY COUNCIL - ANNUAL BUDGET  
TABLE B - EXPENDITURE & INCOME FOR 2018 AND ESTIMATED OUTTURN FOR 2017**

Division & Services	2018				2017			
	Expenditure		Income		Expenditure		Income	
	Adopted by Council €	Estimated by Chief Executive €	Adopted by Council €	Estimated by Chief Executive €	Adopted by Council €	Estimated Outturn €	Adopted by Council €	Estimated Outturn €
<b>Housing &amp; Building</b>								
A01 Maintenance/Improvement of LA Housing Units	15,921,400	15,921,400	22,333,000	22,333,000	15,539,200	15,373,500	21,260,900	21,315,100
A02 Housing Assessment, Allocation & Transfer	814,700	814,700	7,000	7,000	792,900	800,600	7,000	7,000
A03 Housing Rent & Tenant Purchase Administration	867,200	867,200	9,800	9,800	1,006,300	1,001,300	9,700	10,000
A04 Housing Community Development Support	5,837,500	5,837,500	129,400	129,400	5,462,300	5,389,500	141,700	141,400
A05 Administration of Homeless Service	7,144,100	7,144,100	6,532,000	6,532,000	6,235,200	5,807,500	5,754,800	5,754,800
A06 Support to Housing Capital Prog.	2,272,500	2,272,500	479,200	479,200	2,315,100	2,264,800	558,700	498,400
A07 RAS Programme	9,779,500	9,779,500	9,492,700	9,492,700	10,124,800	10,129,800	9,835,700	10,036,200
A08 Housing Loans	1,019,800	1,019,800	987,800	987,800	1,057,900	1,035,100	989,000	1,025,000
A09 Housing Grants	2,266,500	2,266,500	1,668,100	1,668,100	2,190,200	2,188,400	1,588,300	1,588,000
A11 Agency & Recoupable Services	436,900	436,900	128,300	128,300	421,800	427,800	128,600	128,500
A12 HAP Programme	216,100	216,100	224,300	224,300	114,800	114,800	117,000	125,400
<b>Service Division Total</b>	<b>46,576,200</b>	<b>46,576,200</b>	<b>41,991,600</b>	<b>41,991,600</b>	<b>45,260,500</b>	<b>44,533,100</b>	<b>40,391,400</b>	<b>40,629,800</b>
<b>Road Transport &amp; Safety</b>								
B01 NP Road - Maintenance & Improvement	672,500	672,500	230,400	230,400	644,200	656,100	219,100	224,000
B02 NS Road - Maintenance & Improvement	3,200	3,200	40,500	40,500	3,100	3,300	32,500	24,500
B03 Regional Road - Maintenance & Improvement	850,600	850,600	10,800	10,800	693,800	697,000	11,000	11,000
B04 Local Road - Maintenance & Improvement	9,610,300	9,610,300	3,188,200	3,188,200	8,825,500	8,868,300	3,040,300	3,196,100
B05 Public Lighting	2,664,000	2,664,000	131,000	131,000	2,603,500	2,666,500	67,600	133,900
B06 Traffic Management Improvement	5,473,400	5,473,400	165,800	165,800	5,043,700	5,061,300	170,300	163,600
B07 Road Safety Engineering Improvement	280,200	280,200	480,000	480,000	50,200	40,200	230,000	206,500
B08 Road Safety Promotion/Education	879,600	879,600	18,200	18,200	856,000	858,200	18,500	18,500
B09 Car Parking	4,959,200	4,959,200	8,616,900	8,616,900	4,801,900	4,885,500	8,346,200	8,409,200
B10 Support to Roads Capital Prog.	1,332,500	1,332,500	10,600	10,600	1,238,700	1,256,900	10,800	10,800
B11 Agency & Recoupable Services	16,900	16,900	319,400	319,400	16,500	16,900	246,800	235,400
<b>Service Division Total</b>	<b>26,742,400</b>	<b>26,742,400</b>	<b>13,211,800</b>	<b>13,211,800</b>	<b>24,777,100</b>	<b>25,010,200</b>	<b>12,393,100</b>	<b>12,633,500</b>
<b>Water Services</b>								
C01 Water Supply	6,250,200	6,250,200	5,977,200	5,977,200	6,275,600	6,820,500	6,040,900	6,040,500
C02 Waste Water Treatment	3,215,100	3,215,100	3,100,500	3,100,500	3,042,900	3,152,900	2,927,100	2,927,100
C03 Collection of Water & Waste Water Charges	0	0	5,700	5,700	0	6,500	5,800	5,800
C04 Public Conveniences	54,800	54,800	8,000	8,000	52,300	54,000	8,000	8,000
C07 Agency & Recoupable Services	11,600	11,600	3,100	3,100	11,400	9,800	3,100	1,100
C08 Local Authority Water & Sanitary Services	167,200	167,200	16,400	16,400	179,800	179,000	16,400	16,400
<b>Service Division Total</b>	<b>9,698,900</b>	<b>9,698,900</b>	<b>9,110,900</b>	<b>9,110,900</b>	<b>9,562,000</b>	<b>10,222,700</b>	<b>9,001,300</b>	<b>8,998,900</b>

**CORK CITY COUNCIL - ANNUAL BUDGET**  
**TABLE B - EXPENDITURE & INCOME FOR 2018 AND ESTIMATED OUTTURN FOR 2017**

Division & Services	2018				2017			
	Expenditure		Income		Expenditure		Income	
	Adopted by Council €	Estimated by Chief Executive €	Adopted by Council €	Estimated by Chief Executive €	Adopted by Council €	Estimated Outturn €	Adopted by Council €	Estimated Outturn €
<b>Development Management</b>								
D01 Forward Planning	1,369,000	1,369,000	21,800	21,800	1,309,800	1,318,300	22,200	22,100
D02 Development Management	2,352,800	2,352,800	528,500	528,500	2,127,900	2,147,300	493,300	551,200
D03 Enforcement	634,500	634,500	16,900	16,900	627,300	634,800	17,200	16,100
D05 Tourism Development & Promotion	645,400	645,400	0	0	561,200	1,106,100	0	0
D06 Community & Enterprise Function	3,032,900	3,032,900	1,469,900	1,469,900	1,558,000	1,572,300	163,200	92,800
D08 Building Control	444,100	444,100	8,000	8,000	397,000	400,700	8,200	8,200
D09 Economic Development & Promotion	2,946,600	2,946,600	1,310,800	1,310,800	2,630,300	2,717,300	1,006,900	1,107,500
D10 Property Management	2,000	2,000	0	0	2,000	2,000	0	0
D11 Heritage & Conservation Services	517,500	517,500	23,100	23,100	502,400	504,900	22,700	22,600
D12 Agency & Recoupable Services	50,800	50,800	6,600	6,600	49,400	51,600	6,700	6,700
<b>Service Division Total</b>	<b>11,995,600</b>	<b>11,995,600</b>	<b>3,385,600</b>	<b>3,385,600</b>	<b>9,765,300</b>	<b>10,455,300</b>	<b>1,740,400</b>	<b>1,827,200</b>
<b>Environmental Services</b>								
E01 Landfill Operation & Aftercare	2,006,300	2,006,300	1,235,800	1,235,800	1,992,300	2,006,800	1,277,200	1,120,900
E02 Recovery & Recycling Facilities Operations	1,298,600	1,298,600	12,700	12,700	1,355,300	1,263,300	12,900	12,900
E05 Litter Management	317,200	317,200	57,800	57,800	309,900	311,000	52,900	52,900
E06 Street Cleaning	7,549,000	7,549,000	195,100	195,100	7,264,000	6,173,000	194,000	193,800
E07 Waste Regulations, Monitoring & Enforcement	414,400	414,400	256,600	256,600	399,300	410,700	254,100	262,100
E08 Waste Management Planning	564,400	564,400	131,000	131,000	541,400	608,500	131,100	128,100
E09 Maintenance of Burial Grounds	1,399,600	1,399,600	556,400	556,400	1,298,300	1,315,400	557,200	557,100
E10 Safety of Structures & Places	681,000	681,000	217,400	217,400	649,400	653,400	213,600	134,600
E11 Operation of Fire Service	16,186,600	16,186,600	1,692,800	1,692,800	15,743,000	15,801,500	1,700,200	1,699,200
E12 Fire Prevention	1,628,100	1,628,100	316,200	316,200	1,575,500	1,584,000	242,000	272,000
E13 Water Quality, Air & Noise Pollution	474,400	474,400	10,800	10,800	453,800	456,800	11,000	11,000
<b>Service Division Total</b>	<b>32,519,600</b>	<b>32,519,600</b>	<b>4,682,600</b>	<b>4,682,600</b>	<b>31,582,200</b>	<b>30,584,400</b>	<b>4,646,200</b>	<b>4,444,600</b>
<b>Recreation &amp; Amenity</b>								
F01 Leisure Facilities Operations	1,227,000	1,227,000	595,100	595,100	1,187,200	1,228,100	570,400	571,600
F02 Operation of Library & Archival Service	7,718,500	7,718,500	803,000	803,000	7,313,500	7,548,700	823,600	737,600
F03 Outdoor Leisure Areas Operations	9,514,800	9,514,800	348,500	348,500	9,476,700	8,939,600	361,400	363,800
F04 Community Sport & Recreational Development	1,111,700	1,111,700	335,400	335,400	1,099,400	1,018,600	332,500	331,500
F05 Operation of Arts Programme	2,705,400	2,705,400	126,200	126,200	2,418,700	2,636,200	57,500	109,000
<b>Service Division Total</b>	<b>22,277,400</b>	<b>22,277,400</b>	<b>2,208,200</b>	<b>2,208,200</b>	<b>21,495,500</b>	<b>21,371,200</b>	<b>2,145,400</b>	<b>2,113,500</b>

CORK CITY COUNCIL - ANNUAL BUDGET									
TABLE B - EXPENDITURE & INCOME FOR 2018 AND ESTIMATED OUTTURN FOR 2017									
Division & Services	2018					2017			
	Expenditure		Income			Expenditure		Income	
	Adopted by Council €	Estimated by Chief Executive €	Adopted by Council €	Estimated by Chief Executive €	Adopted by Council €	Estimated by Chief Executive €	Adopted by Council €	Estimated by Chief Executive €	
<b>Agric, Education, Health &amp; Welfare</b>									
G04 Veterinary Service	169,500	169,500	69,900	69,900	155,600	157,300	73,500	73,500	73,500
G05 Educational Support Services	328,500	328,500	113,400	113,400	335,200	326,900	121,900	121,900	121,900
<b>Service Division Total</b>	<b>498,000</b>	<b>498,000</b>	<b>183,300</b>	<b>183,300</b>	<b>490,800</b>	<b>484,200</b>	<b>195,400</b>	<b>195,400</b>	<b>195,400</b>
<b>Miscellaneous Services</b>									
H03 Administration of Rates	6,843,200	6,843,200	899,800	899,800	6,630,300	6,226,500	1,290,100	1,290,100	766,500
H04 Franchise Costs	332,500	332,500	10,400	10,400	372,900	375,900	10,600	10,600	10,600
H05 Operation of Morgue & Coroner Expenses	818,500	818,500	2,600	2,600	813,500	812,600	2,700	2,700	2,600
H06 Weighbridges	80,500	80,500	48,700	48,700	80,000	80,200	46,700	46,700	47,700
H07 Operation of Markets & Casual Trading	244,800	244,800	326,000	326,000	219,100	341,200	323,000	323,000	318,000
H09 Local Representation/Civic Leadership	1,309,500	1,309,500	0	0	1,366,100	1,379,200	0	0	0
H11 Agency & Recoupable Services	304,300	304,300	4,856,800	4,856,800	202,600	303,800	2,185,700	2,185,700	1,933,700
<b>Service Division Total</b>	<b>9,933,300</b>	<b>9,933,300</b>	<b>6,144,300</b>	<b>6,144,300</b>	<b>9,684,500</b>	<b>9,519,400</b>	<b>3,858,800</b>	<b>3,858,800</b>	<b>3,079,100</b>
<b>OVERALL TOTAL</b>	<b>160,241,400</b>	<b>160,241,400</b>	<b>80,918,300</b>	<b>80,918,300</b>	<b>152,617,900</b>	<b>152,180,500</b>	<b>74,372,000</b>	<b>74,372,000</b>	<b>73,922,000</b>

**CORK CITY COUNCIL - ANNUAL BUDGET****TABLE D****ANALYSIS OF BUDGET 2017 INCOME FROM GOODS AND SERVICES**

<b>Source of Income</b>	<b>2018 €</b>	<b>2017 €</b>
Rents from Houses (incl RAS)	29,221,800	28,558,500
Housing Loans Interest & Charges	678,100	578,600
Parking Fines/Charges	8,520,200	8,256,200
Irish Water	8,888,100	8,774,500
Planning Fees	400,000	370,000
Landfill Charges	1,187,200	1,233,100
Fire Charges	227,000	152,000
Recreation/Amenity/Culture	583,000	568,000
Library Fees/Fines	161,400	126,900
Agency Services & Repayable Works	187,200	159,200
Local Authority Contributions	1,797,100	1,785,700
Superannuation	2,127,000	2,169,900
NPPR	650,000	600,000
Other Income	5,533,600	5,292,600
<b>TOTAL</b>	<b>60,161,700</b>	<b>58,625,200</b>

**CORK CITY COUNCIL - ANNUAL BUDGET**

**TABLE E**

**ANALYSIS OF BUDGET INCOME 2018 FROM GRANTS AND SUBSIDIES**

	<b>2018</b>	<b>2017</b>
	<b>€</b>	<b>€</b>
<b>Department of the Environment, Community and Local Government</b>		
Housing and Building	10,005,600	9,408,500
Road Transport & Safety	0	0
Water Services	0	0
Development Management	1,301,500	61,600
Environmental Services	235,700	235,700
Recreation and Amenity	0	0
Agriculture, Education, Health & Welfare	0	0
Miscellaneous Services	3,804,100	1,607,000
	<b>15,346,900</b>	<b>11,312,800</b>
<b>Other Departments and Bodies</b>		
TII	3,852,800	3,377,700
Arts, Heritage & Gaeltacht	64,000	0
DTO	0	0
Social Protection	144,400	153,200
Defence	84,000	80,000
Education & Skills	101,400	109,900
Library Council	50,000	50,000
Arts Council	0	0
Transport, Tourism & Sport	0	0
Justice & Equality	0	0
Agriculture, Food and the Marine	0	0
Non-Dept HFA and BMW	0	0
Jobs, Enterprise & Innovation	1,078,600	619,200
Other Grants & Subsidies	34,600	44,000
	<b>5,409,800</b>	<b>4,434,000</b>
<b>Total Grants &amp; Subsidies</b>	<b>20,756,700</b>	<b>15,746,800</b>





# **BUDGET 2018**

# **SERVICE DIVISION DETAILS**



# SERVICE DIVISION A – HOUSING & BUILDING

Total Expenditure of **€46.6m (€45.3m in 2017)** is provided in this Division for 2018, which represents **29%** of Total Expenditure.

## **Response Maintenance**

The level of total resources in 2018 is a net increase to 2017. There is a continuing demand for response maintenance and priority will be given to responding to Emergency and Urgent repair requests. There are significant pressures in areas of preventative repairs to protect the housing stock in the longer term and it is envisaged, through planned maintenance and alternative funding avenues, for this area to be addressed, commencing in 2018.

## **Fabric Upgrade to Improve Energy Efficiency**

During 2017, the City Council continued to avail of grant assistance from the DECLG for retrofitting of energy efficiency measures. Phase I of the scheme is drawing to a close and as many as 6,500 dwellings have benefitted from the scheme since its inception. The works included attic and pumped cavity wall insulation and draught proofing. It is anticipated that the DHPCLG funding will move onto Phase II in 2018 and the City Council will avail of same to include the dwelling units that did not get covered under Phase I.

## **Void Recovery**

Considering the budget provision in 2017, the funding of voids was included at every opportunity in submissions to the DHPCLG. In response, grant aid was received towards the cost of repairs to 269 voids. This grant aid did not cover the full cost of repairs and had to be supplemented from City Council's own resources.

Notwithstanding the need for such co-funding, it is hoped that DHPCLG grant aid towards void recovery will continue to be available in 2018.

## **Capital Allocation**

Rebuilding Ireland – An Action Plan for Housing and Homelessness was published by Government in July 2016. The City Council is advancing a number of acquisition and construction projects to avail of the significant resources to be made available under the Plan.

The City Council contracted for the purchase of 28 units and construction was completed at Sheridan Park, Tramore Road in February, 2017.

A 66 unit scheme in Deanrock is currently under construction with works due to continue on in to 2018. Construction on a 42 unit scheme at Gerald Griffin also commenced on site in 2017.

Proposals for other projects in Fairhill, Farranree, Shandon Steet and Boyces Street, are also being progressed, with construction to commence in 2018. In September 2017, planning permission was received from Cork County Council for the construction of 143 units of accommodation at Boherboy Road, Mayfield.

The City Council's innovative Competitive Dialogue public procurement process for the delivery of housing units to be provided by the private sector aims to deliver 215 new homes in 2018, with construction already commenced in 2017 on two schemes totalling 48 units. The City Council commenced a further similar Competitive Dialogue public procurement process in 2017 that will be concluded in 2018.

The City Council received approval in the sum of €2,545,334.67 from the DHPLG to proceed with the construction of 42 disabled persons extensions to City Council social housing units at various locations throughout the City. Construction of same will be completed in 2017.

Old Whitechurch Road – LIHAF funding has been secured for the delivery of infrastructure to facilitate the delivery of around 600 new homes on this site.

## **Long Term Leasing**

The Council currently has 269 properties leased under availability agreements.

Under the Capital Advance Leasing Facility (CALF), approval has issued to AHBs for the construction of three schemes at Millfield Cottages (Blackpool), Leitrim Street, and Popes Road for the provision of a total of 43 units under Payment and Availability Agreements with the City Council.

Additional units are expected to be delivered under the Repair and Leasing Scheme announced by the DHPLG in 2017.

## **Voluntary & Co-Operative Housing**

In October 2016, Respond! commenced construction on 10 units at Dublin Street. Respond! has also received approval to progress two schemes at Thomas Davis Street & St. Vincent's Convent to provide a potential 60 housing units. These projects will add significantly to the rejuvenation of Blackpool.

Good Shepherd Services has received planning permission for the redevelopment of Edel House for provision of 33 units, and will be progressing to tender in late 2017.

## SERVICE DIVISION A – HOUSING & BUILDING

Cork Simon Community received planning permission to redevelop St. Joachim and Anne's for the provision of 8 units of accommodation and will be progressing to tender in late 2017.

### **Regeneration - City Northwest Quarter**

The City Northwest Quarter Regeneration Scheme is currently being undertaken by the City Council with an estimated expenditure of €209m over a 12 year period. Completion of the Project will provide high quality housing and improved tenure mix, high quality built environment, improved social infrastructure and improvement in the economic circumstances of the area and its residents. 52 new homes have been completed to date and a further 47 new homes, in the next phase of housing construction, are due to commence on site by early 2018. A further 97 new homes will commence construction in late 2018.

A Sustainable Communities Programme is one of the initiatives within the Northwest Regeneration Programme. A programme of annual social measures also continues to be delivered including education, sports development and environmental improvement projects. The new through road through St. Mary's Hospital Campus will also commence in 2018.

### **Rental Accommodation Scheme**

The RAS section will continue to focus on securing homes to meet the ambitious targets set out in the Social Housing Strategy for 2020, for qualifying social housing applicants within the DHPLG funded scheme, while continuing to support and maintain established tenancies. The Council will work with all stakeholders to confront the challenges being faced, in a competitive private rented sector, with the primary objective of securing and sustaining tenancies on a long-term basis.

### **Housing Assistance Payment Scheme (HAP)**

This scheme has seen significant uptake and will continue to provide support to households qualifying for social housing in the private rented market.

Cork City Council HAP section is currently supporting 1,491 tenancies and will focus on maintaining its consistently high level of service to ensure there are no roadblocks in providing support in a timely manner to all those who qualify and submit fully completed applications for support.

### **Homeless Section and Cork Foyer**

In 2017, under the devolved funding protocol for the allocation of Section 10 funding for homelessness, a budget of €5,050,000 was allocated for the South West Region with €5.17m for Cork City Council. Each Local Authority in the Region provided from their own resources a minimum of 10% of the overall allocation towards homeless services.

Additional funding was granted by the DoHP&LG to Cork City Council to set up a Place finder service. The specific objective of this initiative is to exclusively focus on families, who are qualified for Social Housing support, transitioning directly from homeless services into the private rented sector under the Housing Assistance Payment Scheme (HAP).

Operating at maximum capacity, the Foyer continues to play a strategic role in preventing and addressing youth homelessness in Cork and in 2017 a new project was launched as a sister project to the Cork Foyer.

Bishopsgrove comprises of 39 modern and secure purpose built student accommodation units close to the Cork Institute of Technology. The collaborative project between the Cork Foyer, TUSLA and Focus Ireland is the first model of its kind in Ireland, and will undoubtedly help to reduce homelessness and housing instability among young people and those leaving care.

### **Housing Allocations Section**

Cork City Council as a Housing Authority has a statutory obligation to carry out social housing assessments.

Annual reviews of the demand for Social Housing supports are carried out as required by the DHPLG. Cork City Council introduced Choice Based Letting as an allocation mechanism in 2015. The CBL system ensures transparency, efficiency and effectiveness for both the Housing Authority and applicants in the allocation of accommodation. To date 466 properties have been advertised with 614,399 expressions of interest made by Applicants.

### **Housing Loans & Grants**

The Housing Loans & Grants Section oversees the implementation of the Grants Schemes which are available to people in the carrying out of works which are reasonably necessary for the purposes of rendering a house more suitable for the accommodation of a person with a disability. The Section also implements the current Incremental Tenant Purchase Scheme 2016.

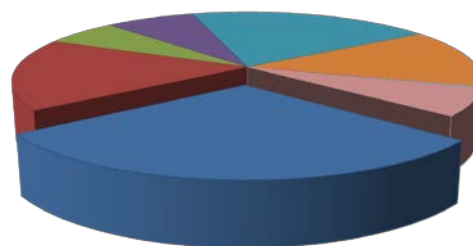
## SERVICE DIVISION A HOUSING AND BUILDING

### AIMS

To ensure that every household has a dwelling suitable to its needs, located in an acceptable environment and at a price or rent it can afford.

#### Overview

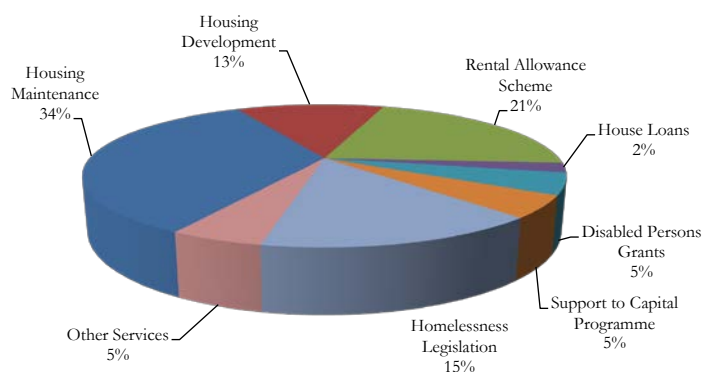
<b>Service Division A</b>	<b>€ 46,576,200</b>	<b>29%</b>
Service Division B	€ 26,742,400	17%
Service Division C	€ 9,698,900	6%
Service Division D	€ 11,995,600	8%
Service Division E	€ 32,519,600	20%
Service Division F	€ 22,277,400	14%
Service Division G	€ 498,000	0%
Service Division H	€ 9,933,300	6%
	<b>€ 160,241,400</b>	<b>100%</b>



Service Division  
A  
€ 46,576,200

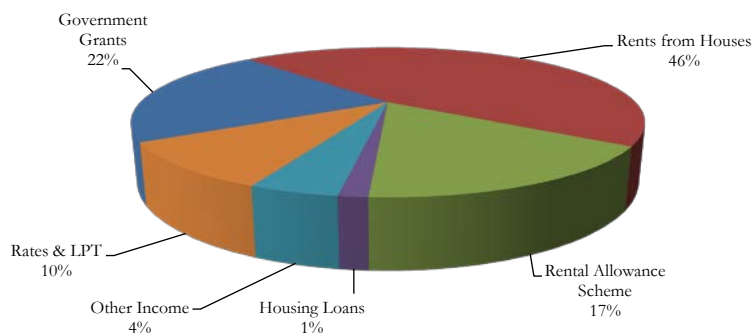
#### How the Service Division is Spent

Housing Maintenance	€ 15,921,400	34%
Housing Development	€ 5,837,500	13%
Rental Allowance Scheme	€ 9,779,500	21%
House Loans	€ 1,019,800	2%
Disabled Persons Grants	€ 2,266,500	5%
Support to Capital Programme	€ 2,272,500	5%
Homelessness Legislation	€ 7,144,100	15%
Other Services	€ 2,334,900	5%
	<b>€ 46,576,200</b>	<b>100%</b>



#### How the Service Division is Funded

Government Grants	€ 10,020,600	22%
Rents from Houses	€ 21,420,100	46%
Rental Allowance Scheme	€ 7,801,700	17%
Housing Loans	€ 678,100	1%
Other Income	€ 2,071,200	4%
Rates & LPT	€ 4,584,500	10%
	<b>€ 46,576,200</b>	<b>100%</b>



**A01 MAINTENANCE/IMPROVEMENT LA HOUSING UNITS**

Payroll	€ 5,615,400
Overheads	€ 2,718,700
Non Pay	€ 7,587,300

**A02 HOUSING ASSESS, ALLOC & TRANSFER**

Payroll	€ 494,800
Overheads	€ 319,900
Non Pay	€ 0

**A03 HOUSING RENT & TENANT PURCHASE ADMIN**

Payroll	€ 241,800
Overheads	€ 241,900
Non Pay	€ 383,500

**A04 HOUSING COMM DEVELOP SUPPORT**

Payroll	€ 2,661,400
Overheads	€ 2,508,900
Non Pay	€ 667,200

**A05 ADMIN OF HOMELESS SERVICE**

Payroll	€ 683,900
Overheads	€ 194,300
Non Pay	€ 6,265,900
<b>Homelessness Expenditure is recouped to extent of €5,753,400</b>	

**A07 RAS PROGRAMME**

Payroll	€ 143,700
Overheads	€ 300,000
Non Pay	€ 9,335,800

**LOAN CHARGES**

Loan Charges are the amounts of interest on loans that the City Council will have to repay in 2018. Repayments of the Council's debt are funded by borrowers' own repayments. The following is an analysis of City Council Borrowers.

	<b>Oct-17</b>	<b>Oct-16</b>
S.D.A.	58	67
Shared Ownership	49	53
H.F.A.	11	16
Affordable Housing Scheme	184	186
Convertible	1	1
Income Related	2	2
Caravan Loans	13	18
Tenant Purchase	30	32
Home Choice	6	6
	<b>354</b>	<b>381</b>

**TABLE F - EXPENDITURE**  
**CORK CITY COUNCIL - ANNUAL BUDGET**  
**HOUSING & BUILDING**

Expenditure by Service and Sub-Service		2018		2017	
		Adopted by Council €	Estimated by Chief Executive €	Adopted by Council €	Estimated Outturn €
A0101	Maintenance of LA Housing Units	12,118,300	12,118,300	11,823,100	11,828,600
A0103	Traveller Accommodation Management	861,000	861,000	851,800	676,900
A0104	Estate Maintenance	37,800	37,800	37,800	37,800
A0199	Service Support Costs	2,904,300	2,904,300	2,826,600	2,830,200
	<b>Maintenance/Improvement of LA Housing Units</b>	<b>15,921,400</b>	<b>15,921,400</b>	<b>15,539,300</b>	<b>15,373,500</b>
A0201	Assessment of Housing Needs, Allocs. & Transfers	494,800	494,800	487,700	487,700
A0299	Service Support Costs	319,900	319,900	305,200	312,900
	<b>Housing Assessment, Allocation and Transfer</b>	<b>814,700</b>	<b>814,700</b>	<b>792,900</b>	<b>800,600</b>
A0301	Debt Management & Rent Assessment	623,300	623,300	773,900	765,400
A0399	Service Support Costs	243,900	243,900	232,400	235,900
	<b>Housing Rent &amp; Tenant Purchase Administration</b>	<b>867,200</b>	<b>867,200</b>	<b>1,006,300</b>	<b>1,001,300</b>
A0401	Housing Estate Management	2,089,100	2,089,100	1,903,300	1,779,800
A0402	Tenancy Management	43,600	43,600	43,600	43,600
A0499	Service Support Costs	3,704,800	3,704,800	3,515,400	3,566,100
	<b>Housing Community Development Support</b>	<b>5,837,500</b>	<b>5,837,500</b>	<b>5,462,300</b>	<b>5,389,500</b>
A0501	Homeless Grants Other Bodies	0	0	0	0
A0502	Homeless Service	6,949,800	6,949,800	6,047,600	5,617,800
A0599	Service Support Costs	194,300	194,300	187,600	189,700
	<b>Administration of Homeless Service</b>	<b>7,144,100</b>	<b>7,144,100</b>	<b>6,235,200</b>	<b>5,807,500</b>
A0601	Technical and Administrative Support	226,100	226,100	212,300	212,300
A0602	Loan Charges	1,562,600	1,562,600	1,641,800	1,581,500
A0699	Service Support Costs	483,800	483,800	461,000	471,000
	<b>Support to Housing Capital Programme</b>	<b>2,272,500</b>	<b>2,272,500</b>	<b>2,315,100</b>	<b>2,264,800</b>
A0701	RAS Operations	8,899,500	8,899,500	9,329,500	9,329,500
A0703	Payment & Availability	580,000	580,000	509,700	509,700
A0799	RAS Service Support Costs	300,000	300,000	285,600	290,600
	<b>RAS Programme</b>	<b>9,779,500</b>	<b>9,779,500</b>	<b>10,124,800</b>	<b>10,129,800</b>
A0801	Loan Interest and Other Charges	596,800	596,800	649,300	623,800
A0802	Debt Management Housing Loans	128,200	128,200	122,200	122,200
A0899	Service Support Costs	294,800	294,800	286,400	289,100
	<b>Housing Loans</b>	<b>1,019,800</b>	<b>1,019,800</b>	<b>1,057,900</b>	<b>1,035,100</b>
A0901	Disabled Persons Grants	2,012,000	2,012,000	1,910,000	1,910,000
A0999	Service Support Costs	254,500	254,500	280,200	278,400
	<b>Housing Grants</b>	<b>2,266,500</b>	<b>2,266,500</b>	<b>2,190,200</b>	<b>2,188,400</b>
A1101	Agency & Recoupable Service	207,100	207,100	202,300	202,300
A1199	Service Support Costs	229,800	229,800	219,500	225,500
	<b>Agency &amp; Recoupable Services</b>	<b>436,900</b>	<b>436,900</b>	<b>421,800</b>	<b>427,800</b>
A1201	HAP Operations	216,100	216,100	114,800	114,800
A1299	Service Support Costs	0	0	0	0
	<b>HAP Programme</b>	<b>216,100</b>	<b>216,100</b>	<b>114,800</b>	<b>114,800</b>
	<b>Service Division Total</b>	<b>46,576,200</b>	<b>46,576,200</b>	<b>45,260,600</b>	<b>44,533,100</b>

**TABLE F - INCOME**  
**CORK CITY COUNCIL - ANNUAL BUDGET**  
**HOUSING & BUILDING**

	2018		2017	
Income by Source	Adopted by Council €	Estimated by Chief Executive €	Adopted by Council €	Estimated Outturn €
<b>Government Grants &amp; Subsidies</b>				
Environment, Community & Local Government	10,005,600	10,005,600	9,408,500	9,255,300
Other	15,000	15,000	25,000	25,000
<b>Total Grants &amp; Subsidies (a)</b>	<b>10,020,600</b>	<b>10,020,600</b>	<b>9,433,500</b>	<b>9,280,300</b>
<b>Goods and Services</b>				
Rents from Houses (incl RAS)	29,221,800	29,221,800	28,558,500	28,828,600
Housing Loans Interest & Charges	678,100	678,100	578,600	708,400
Superannuation	391,000	391,000	398,800	397,900
Agency Services & Repayable Works	0	0	0	0
Local Authority Contributions	0	0	0	0
Other Income	1,680,200	1,680,200	1,422,000	1,414,800
<b>Total Goods and Services (b)</b>	<b>31,971,100</b>	<b>31,971,100</b>	<b>30,957,900</b>	<b>31,349,700</b>
<b>Total Income c=(a+b)</b>	<b>41,991,700</b>	<b>41,991,700</b>	<b>40,391,400</b>	<b>40,630,000</b>



## A0101 - MAINTENANCE OF LOCAL AUTHORITY HOUSING

	<b>Adopted Budget 2018</b>	<b>Adopted Budget 2017</b>
General and Planned Maintenance	6,193,500	5,995,100
Fire Services - Maintenance in Flats	29,500	25,600
Vacant Dwellings	1,527,100	1,471,600
Boiler Servicing	700,000	700,000
Security of Dwellings	125,000	125,000
Electrical	281,800	281,800
Central Heating	870,600	849,700
Plant and Machinery	795,300	752,100
Public Access Lights	81,000	80,200
Waste Disposal	166,700	126,400
Local Property Tax	783,800	791,400
Liability Insurance	563,700	624,100
<b>TOTAL SERVICE A0101</b>	<b>12,118,000</b>	<b>11,823,000</b>



# SERVICE DIVISION B – ROADS TRANSPORT & SAFETY

Total Expenditure of **€26.7m (€24.8m in 2017)** is provided for in this Division for 2018, which represents **17%** of Total Expenditure.

## Roads Infrastructure

The last of three National Transport Authority (NTA) sponsored studies was progressed in 2017. The studies identify a prioritised list of capital investment in roads infrastructure. The recommended projects aim to optimise the efficiency of the existing road network via targeted investment in infrastructure.

In addition to the above, funding for other roads infrastructure was approved in 2017 via the Designated Urban Centres Grant Scheme, the Local Infrastructure Housing Activation Fund, Transport Infrastructure Ireland (TII) funding and grants from the Dept of Transport, Tourism & Sport.

The more significant infrastructure projects under development in 2017 are as follows:

### Projects at Preliminary Design Stage include:

- Wilton Corridor Project
- The Docklands to City Centre Junction Improvement Project.
- Monahan's Road Extension.
- Passage to Docklands Greenway Enhancement Project
- The Tinkers Cross Improvement Project.
- Parliament Bridge Project.
- The Carraigrohane Road to City Centre Corridor Project.

### Projects at Detailed Design, Planning and/or Tender Stage include:

- The Skehard Road Realignment Project Phase 2, Parkhill Est to Church Rd Junct, Incl CSO
- The Skehard Road Realignment Project Phase 3, Church Rd up to the CSO Junction.
- Wilton Corridor from Sarsfield Road Roundabout to the Western Road
- Harley Street Pedestrian/Cycle Bridge
- The N40 Miscellaneous Works Project

### Projects at Construction Stage include:

- The Realignment and widening of Ballyhooley Road from Gordon's Hill to the North Ring Road.
- The Mahon Point Bus Gate and Greenway Access Ramp Project
- Kent Station to City Centre Project, Phase 2
- Blackrock Village Renewal Scheme
- The 2017 Resurfacing Contract

## Transport System

The Transport System for Metropolitan Cork comprises of an improved rail service, priority bus services, walking, cycling and traffic routes, facilities and technologies to manage all transport modes and as well as various parking facilities.

## Sustainable Transport Measures

Progress continues to be made in facilitating and implementing sustainable transport measures by providing additional cycle lanes and bicycle parking facilities (in city & suburban locations as well as schools), installation of Real Time Passenger Information signage and replacement of bus shelters.

The City Centre Public Transport Improvement Scheme is currently at construction. Further changes to traffic flows will be introduced in early 2018. Preliminary design work will continue on the McCurtain Street Public Transport Improvement Scheme in 2018.

Detailed design is currently underway on the provision of additional Variable Message Signage at key decision points in the network and the additional signage will be installed in 2018.

The proposed upgrade of Thomas Davis Bridge junction is at tender stage.

The Walking Strategy continues to be a focus for all areas outside the city centre.

The highly successful Green Route bus network will continue to provide improved speeds and journey quality for public transport users on the existing metropolitan Cork services.

The Black Ash Park & Ride service provides a hassle free and efficient alternative to commuters and shoppers alike. Park & Ride is providing more sustainable access to the city centre and caters for periodic peaks in demand for parking for the city centre.

Cork City Council has deployed Electric Vehicles and Pedelecs on its own fleet with considerable success. The Local Authority also facilitated the installation of EV Charge Points to support Zero Emissions and Low Emissions transport in the city centre, in our car parks and the Black Ash Park & Ride.

# SERVICE DIVISION B – ROADS TRANSPORT & SAFETY

## **Road Safety**

Cork City Council is committed to improving Road Safety for all.

A Road Safety Working Together Group has been established including representatives from various bodies. This Group is monitoring the implementation of the plan.

The annual work programme continues to focus on:

- Road safety education and awareness to improve knowledge and behaviour on the City's roads and footpaths;
- Road safety engineering solutions to improve the standard of roads, footpaths, crossing areas etc.

A review of all speed limits took place in 2017 and 30kph slow zones are been extended to additional housing estates across the city.

## **UTC & Traffic Signals**

The City Council funds the operation and maintenance of traffic signals and the associated UTC system. Maintaining and upgrading the traffic signal equipment is catering to needs of Public Transport, cyclists and pedestrians as well as vehicles using the network. Keeping these systems up to date and secure is critical if the city is to derive maximum benefit from the network. Significant investment in traffic signal control systems & ITS, has been configured to support more sustainable modes of travel.

## **Public Lighting**

The maintenance of public lighting infrastructure is currently undertaken by Airtricity Utility Solutions on behalf of Cork City Council. Current investment on the public lighting infrastructure, pending resources, will focus on the replacement of obsolete columns as well as brackets and lanterns on ESB Networks. Replacement of obsolete lanterns with electronic control gear, dimming and LED lighting is the only viable means of reducing energy consumption.

## **Road Asset Management & Maintenance**

The BSU carry out regular inspections and certification of the electrical installations as required by Health & Safety.

Priority is given to the maintenance of the main traffic routes and to footpaths with the greatest footfall especially in the commercial areas of the city. However, every effort is made to address other areas reported through the customer relations

management system. The roads maintenance division also operates an emergency callout system to address hazards such as oil spills and obstructions on the public roads. Other services provided by the section include gully cleaning and weed control.

## **Winter Maintenance**

Cork City Council has defined salting routes which prioritise main traffic routes, bus routes and other areas such as those adjacent to hospitals and schools. Some footpaths and bridges are also salted especially in the city centre in areas of greatest pedestrian movement. The decision on whether or not to salt roads is taken based on information received from Met Éireann and Transport Infrastructure Ireland Road Weather Information System. Cork City Council also provides salt for local communities on request.

## **Bridge Rehabilitation**

Design work for the final phase of works on Clontarf Bridge has been completed and it is anticipated that this work will be carried out in 2019.

Cork City Council, in conjunction with the Department of Transport, Tourism and Sport, replaced the existing Curraheen Road Bridge in 2017. Works commenced on site in late March on the diversion of services with the road closed to traffic from late June to facilitate construction of the replacement bridge structure.

Cork City Council is working closely with Transport Infrastructure Ireland (TII) on the proposed rehabilitation of St. Patrick's Bridge, a national landmark and heritage structure. A consultant was appointed to undertake detailed design, with removal and rehabilitation of heritage lighting standards being contracted in 2017. The onsite civil engineering works will be contracted and completed during 2018.

Assessment of St. Vincent's Bridge and Daly's Bridge were completed during 2017 with rehabilitation works been identified. Urgent repair works were contracted for St. Vincent's Bridge during 2017 and a contract for the repair and rehabilitation of Daly's Bridge is expected to be progressed during 2018.

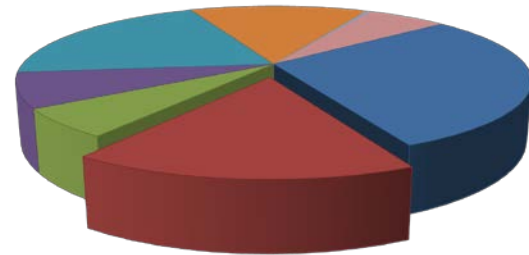
## SERVICE DIVISION B ROAD TRANSPORT AND SAFETY

### AIMS

To secure efficient, safe and modern transport infrastructure in order to facilitate increased economic development with due regard to environmental values.

#### Overview

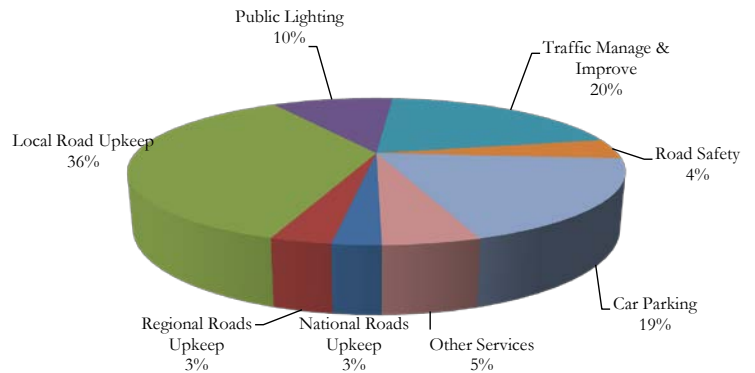
Service Division A	€ 46,576,200	29%
<b>Service Division B</b>	<b>€ 26,742,400</b>	<b>17%</b>
Service Division C	€ 9,698,900	6%
Service Division D	€ 11,995,600	8%
Service Division E	€ 32,519,600	20%
Service Division F	€ 22,277,400	14%
Service Division G	€ 498,000	0%
Service Division H	€ 9,933,300	6%
	<b>€ 160,241,400</b>	<b>100%</b>



Service Division  
B  
€ 24,777,100

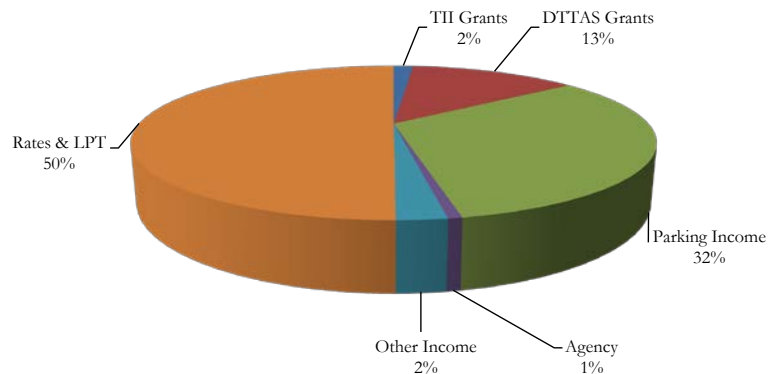
#### How the Service Division is Spent

National Roads Upkeep	€ 675,700	3%
Regional Roads Upkeep	€ 850,600	3%
Local Road Upkeep	€ 9,610,300	36%
Public Lighting	€ 2,664,000	10%
Traffic Manage & Improve	€ 5,473,400	20%
Road Safety	€ 1,159,800	4%
Car Parking	€ 4,959,200	19%
Other Services	€ 1,349,400	5%
	<b>€ 26,742,400</b>	<b>100%</b>



#### How the Service Division is Funded

TII Grants	€ 406,800	2%
DTTAS Grants	€ 3,446,000	13%
Parking Income	€ 8,520,200	32%
Agency	€ 184,700	1%
Other Income	€ 654,100	2%
Rates & LPT	€ 13,530,600	50%
	<b>€ 26,742,400</b>	<b>100%</b>



## MAINTENANCE & IMPROVEMENT

### **B01 NP ROAD - MAINTENANCE & IMPROVEMENT**

Payroll	€ 262,400
Overheads	€ 328,200
Non Pay	€ 81,900
<b>32km of Road to be maintained</b>	

### **B03 REGIONAL ROAD - MAINTENANCE & IMPROVEMENT**

Payroll	€ 160,800
Overheads	€ 120,000
Non Pay	€ 569,800
<b>41km of Road to be maintained</b>	

### **B04 LOCAL ROAD - MAINTENANCE & IMPROVEMENT**

Payroll	€ 2,328,600
Overheads	€ 1,449,500
Non Pay	€ 5,832,200
<b>350km of Road to be maintained</b>	

### **B05 PUBLIC LIGHTING**

Overheads	€ 6,800
Non Pay	€ 2,657,200
<b>There are 13,860 lanterns in Cork City</b>	

## TRAFFIC MANAGEMENT

### **B06 TRAFFIC MANAGEMENT IMPROVEMENTS**

Payroll	€ 2,491,300
Overheads	€ 1,590,000
Non Pay	€ 1,392,100

### **B08 ROAD SAFETY PROMOTION/EDUCATION**

Payroll	€ 610,000
Overheads	€ 233,700
Non Pay	€ 35,900

### **B09 CAR PARKING**

Payroll	€ 1,825,500
Overheads	€ 971,700
Non Pay	€ 2,162,000

## MISCELLANEOUS

### **B10 SUPPORT TO ROADS CAPITAL PROG**

Payroll	€ 1,000,700
Overheads	€ 308,800
Non Pay	€ 23,000

### **B11 AGENCY & RECOUPABLE SERVICES**

Payroll	€ 0
Overheads	€ 16,900
Non Pay	€ 0

**TABLE F - EXPENDITURE  
CORK CITY COUNCIL - ANNUAL BUDGET  
ROAD TRANSPORT & SAFETY**

Expenditure by Service and Sub-Service		2018		2017	
		Adopted by Council €	Estimated by Chief Executive €	Adopted by Council €	Estimated Outturn €
B0102	NP – Pavement Overlay/Reconstruction	0	0	0	0
B0103	NP – Winter Maintenance	32,800	32,800	32,800	32,800
B0104	NP – Bridge Maintenance (Eirspan)	9,800	9,800	9,800	9,800
B0105	NP - General Maintenance	300,100	300,100	285,500	292,000
B0106	NP – General Improvements Works	1,600	1,600	1,600	1,600
B0199	Service Support Costs	328,200	328,200	314,500	319,900
	<b>Nat Primary Rd–Maintenance &amp; Improvement</b>	<b>672,500</b>	<b>672,500</b>	<b>644,200</b>	<b>656,100</b>
B0205	NS – Bridge Maintenance (Eirspan)	0	0	0	0
B0206	NS - General Maintenance	0	0	0	0
B0299	Service Support Costs	3,200	3,200	3,100	3,300
	<b>Nat Secondary Rd–Maintenance &amp; Improvement</b>	<b>3,200</b>	<b>3,200</b>	<b>3,100</b>	<b>3,300</b>
B0302	Reg Rd Surface Rest/Road Reconstruction/Overlay	500,000	500,000	350,000	350,000
B0303	Regional Road Winter Maintenance	8,800	8,800	8,800	8,800
B0304	Regional Road Bridge Maintenance	3,800	3,800	3,800	3,800
B0305	Regional Road General Maintenance Works	151,700	151,700	151,700	151,700
B0306	Regional Road General Improvement Works	8,200	8,200	8,200	8,200
B0399	Service Support Costs	178,100	178,100	171,300	174,500
	<b>Regional Road – Improvement &amp; Maintenance</b>	<b>850,600</b>	<b>850,600</b>	<b>693,800</b>	<b>697,000</b>
B0402	Local Rd Surface Rest/Road Reconstruction/Overlay	1,250,000	1,250,000	850,000	850,000
B0403	Local Roads Winter Maintenance	156,200	156,200	155,000	166,000
B0404	Local Roads Bridge Maintenance	7,300	7,300	7,300	7,300
B0405	Local Roads General Maintenance Works	6,200,500	6,200,500	5,835,100	5,841,100
B0406	Local Roads General Improvement Works	54,700	54,700	54,700	66,500
B0499	Service Support Costs	1,941,600	1,941,600	1,923,400	1,937,400
	<b>Local Road - Maintenance &amp; Improvement</b>	<b>9,610,300</b>	<b>9,610,300</b>	<b>8,825,500</b>	<b>8,868,300</b>
B0501	Public Lighting Operating Costs	1,670,000	1,670,000	1,606,600	1,670,000
B0502	Public Lighting Improvement	963,400	963,400	963,400	963,400
B0599	Service Support Costs	30,600	30,600	33,500	33,100
	<b>Public Lighting</b>	<b>2,664,000</b>	<b>2,664,000</b>	<b>2,603,500</b>	<b>2,666,500</b>
B0601	Traffic Management	2,090,200	2,090,200	1,858,800	1,850,500
B0602	Traffic Maintenance	819,300	819,300	758,500	755,900
B0603	Traffic Improvement Measures	126,000	126,000	126,000	126,000
B0699	Service Support Costs	2,437,900	2,437,900	2,300,400	2,328,900
	<b>Traffic Management Improvement</b>	<b>5,473,400</b>	<b>5,473,400</b>	<b>5,043,700</b>	<b>5,061,300</b>
B0701	Low Cost Remedial Measures	280,000	280,000	50,000	40,000
B0799	Service Support Costs	200	200	200	200
	<b>Road Safety Engineering Improvements</b>	<b>280,200</b>	<b>280,200</b>	<b>50,200</b>	<b>40,200</b>
B0801	School Wardens	619,700	619,700	604,100	606,200
B0802	Publicity and Promotion Road Safety	26,200	26,200	26,200	26,200
B0899	Service Support Costs	233,700	233,700	225,700	225,800
	<b>Road Safety Promotion/Education</b>	<b>879,600</b>	<b>879,600</b>	<b>856,000</b>	<b>858,200</b>
B0901	Maintenance and Management of Car Parks	1,789,000	1,789,000	1,654,300	1,724,300
B0902	Operation of Street Parking	497,400	497,400	399,400	399,400
B0903	Parking Enforcement	770,400	770,400	803,500	803,500
B0999	Service Support Costs	1,902,400	1,902,400	1,944,700	1,958,300
	<b>Car Parking</b>	<b>4,959,200</b>	<b>4,959,200</b>	<b>4,801,900</b>	<b>4,885,500</b>
B1001	Administration of Roads Capital Programme	1,023,700	1,023,700	944,000	956,000
B1099	Service Support Costs	308,800	308,800	294,700	300,900
	<b>Support to Roads Capital Programme</b>	<b>1,332,500</b>	<b>1,332,500</b>	<b>1,238,700</b>	<b>1,256,900</b>
B1101	Agency & Recoupable Service	0	0	0	0
B1199	Service Support Costs	16,900	16,900	16,500	16,900
	<b>Agency &amp; Recoupable Services</b>	<b>16,900</b>	<b>16,900</b>	<b>16,500</b>	<b>16,900</b>
	<b>Service Division Total</b>	<b>26,742,400</b>	<b>26,742,400</b>	<b>24,777,100</b>	<b>25,010,200</b>

**TABLE F - INCOME**  
**CORK CITY COUNCIL - ANNUAL BUDGET**  
**ROAD TRANSPORT & SAFETY**

Income by Source	2018		2017	
	Adopted by Council €	Estimated by Chief Executive €	Adopted by Council €	Estimated Outturn €
<b>Government Grants</b>				
Environment, Community & Local Government	0	0	0	0
Transport Infrastructure Ireland	3,852,800	3,852,800	3,377,700	3,578,700
Arts, Heritage & Gaeltacht	0	0	0	0
DTO	0	0	0	0
Other	0	0	0	0
<b>Total Grants &amp; Subsidies (a)</b>	<b>3,852,800</b>	<b>3,852,800</b>	<b>3,377,700</b>	<b>3,578,700</b>
<b>Goods and Services</b>				
Parking Fines & Charges	8,520,200	8,520,200	8,256,200	8,310,400
Superannuation	299,400	299,400	305,400	304,600
Agency Services & Repayable Works	184,700	184,700	156,700	134,600
Local Authority Contributions	0	0	0	0
Other income	354,700	354,700	297,100	305,200
<b>Total Goods and Services (b)</b>	<b>9,359,000</b>	<b>9,359,000</b>	<b>9,015,400</b>	<b>9,054,800</b>
<b>Total Income c=(a+b)</b>	<b>13,211,800</b>	<b>13,211,800</b>	<b>12,393,100</b>	<b>12,633,500</b>



## ROADS RELATED FUNDING & EXPENDITURE

EXPENDITURE	Adopted Budget 2018	Adopted Budget 2017
B01 to B04 Roads Maintenance	11,136,600	10,166,600
<i>of which Direct Maintenance</i>	<i>8,398,000</i>	<i>7,651,000</i>
<i>Liability Insurance</i>	<i>2,738,600</i>	<i>2,515,600</i>
B05 Public Lighting	2,664,000	2,603,500
B06 Traffic Management & Improvement	5,473,400	5,043,700
B07 to B08 Road Safety	1,159,800	906,200
B09 Parking Facilities	4,959,200	4,801,900
B10 to B11 Administration & Miscellaneous	1,349,400	1,255,200
<b>Sub-Total</b>	<b>26,742,400</b>	<b>24,777,100</b>

### ROADS EXPENDITURE IN DIVISION C

C01 Water Supply (Reinstatements)	133,500	265,900
-----------------------------------	---------	---------

<b>TOTAL ROADS RELATED EXPENDITURE</b>	<b>26,875,900</b>	<b>25,043,000</b>
--	-------------------	-------------------

### FUNDED BY

D.T.T.A.S./T.I.I.	3,852,800	3,377,700
Pay Parking Income	8,520,200	8,256,200
Agency	184,700	156,700
Other Income	654,100	602,500
Rates/Local Government Fund	13,664,100	12,649,900

<b>TOTAL FUNDING OF ROADS</b>	<b>26,875,900</b>	<b>25,043,000</b>
-------------------------------	-------------------	-------------------

## ANALYSIS OF PARKING FACILITIES (B09)

	Adopted Budget 2018	Adopted Budget 2017
High Rise Car Parks	3,590,000	3,620,000
Sale of Discs	2,234,100	2,176,100
Parking Fines	1,296,000	1,200,000
Pay by Phone	650,000	550,000
Park & Ride Facilities	640,000	600,000
Miscellaneous	206,800	200,100
<b>TOTAL INCOME</b>	<b>8,616,900</b>	<b>8,346,200</b>
Towaway & Clamping	0	0
On-Street Parking	1,907,700	1,920,600
Off-Street Parking (incl Park & Ride)	863,000	872,700
Lavitts Quay (Paul St) Car Park	825,000	764,700
Kyrils Quay (North Main St) Car Park	391,800	307,700
Overheads	971,700	936,200
<b>Sub-Total</b>	<b>4,959,200</b>	<b>4,801,900</b>
<b>Net Contribution to Roads Directorate</b>	<b>3,657,700</b>	<b>3,544,300</b>
<b>TOTAL EXPENDITURE</b>	<b>8,616,900</b>	<b>8,346,200</b>

## SERVICE DIVISION C – WATER SERVICES

Total Expenditure of **€9.7m (€9.6m in 2017)** is provided in this Division for 2018, which represents **6%** of Total Expenditure.

With effect from 1<sup>st</sup> January 2014 the treatment, supply and collection of drinking water and wastewater is the responsibility of Irish Water (Uisce Éireann). All assets associated with the provision of these services are in the process of transferring from the City Council. Cork City Council continues to provide day to day delivery of service and management of the Capital Programme in partnership with Irish Water under a Service Level Agreement. Direct interaction with customers transferred to Irish Water in April 2014 and billing of non-domestic consumers transferred to Irish Water on 5<sup>th</sup> September 2016. It is Cork City Council's focus to ensure that levels of service will be maintained and improved within the Irish Water framework.

Expenditure for 2018 is limited to Payroll and Central Management Costs. Non-Pay Costs are processed through Irish Water systems and therefore do not appear as Cork City Council expenditure.

The primary aims of this service division are:

- to provide an adequate supply of wholesome and clean piped water for domestic, industrial and other uses.
- to ensure the safe collection, treatment and disposal of sewerage and other waterborne waste.
- to facilitate collection and management of storm water.
- To manage the flooding component of the Council's Major Emergency Management function, including the following
  - o the proposed OPW Flood Early Warning System (FEWS)
  - o the OPW's Lower Lee Flood Relief Scheme (LLFRS)
  - o the Morrison's Island Advance Contract (MIAC)
  - o local flood relief schemes currently planned for Blackpool and Douglas.

The Environment & Recreation Directorate achieves these aims through the operations of the Water and Drainage Divisions

### **Drainage**

The Drainage Section has responsibility for the operation and maintenance of over 550km of main sewers and culverts. This is made up of

approximately 40% combined sewers, 30% foul and 30% storm sewers. Stormwater impact on the foul network is controlled by means of 60 storm overflow chambers. The main spine interceptor sewers convey sewage to the Atlantic Pond pumping station from where it is pumped to the Ballinure Header Chamber. Here it is joined by sewage from the Tramore Valley which serves part of the south side of the City and the developed County areas to the south. Sewage flows by gravity across the estuary to the Carrigrennan treatment plant located at Little Island.

Carrigrennan Waste Water Treatment Plant treats in the order of 100,000 cubic metres of effluent per day, including effluent from Little Island and Glanmire. It is treated in accordance with the requirements of the Urban Waste Water Directive and is licensed with the EPA. It produces almost 3,000 tonnes of sterilised, dried by-product which is used in pellet form as a fertiliser on agricultural land. The plant is currently removing in the order of 92% of the pollution load delivered.

Stormwater impact on the foul network is controlled by means of 60 storm overflow chambers. Further interaction between the various sewers (foul, combined and storm) will be highlighted by the results of the Drainage Area Plan (DAP) for the Cork City Agglomeration, currently being developed by Irish Water. Stormwater issues are managed by a combination of the Drainage Division and the Environmental Management Department of the Environment and Recreation Directorate.

Flood Management support is another role fulfilled by the Directorate, mainly by the Environment Management Department. This involves monitoring waterways in the City for potential of flooding and includes maintenance of culverts. In relation to tidal and fluvial flooding risks from the River Lee, weather and gauge levels are monitored and when appropriate, alerts are issued through the media. Additional gauges are planned for installation in early 2018.

The OPW is also engaging with Cork City Council through the setting up of a Flood Early Warning System (FEWS), which will allow more accurate forecasting of potential local flood events.

In 2013, the OPW commenced formulation of the Lower Lee Flood Relief Scheme (LLFRS) to address flooding issues highlighted in the draft Lee CFRAMS Report of 2010. At the end of 2016/beginning of 2017, the OPW presented the

## SERVICE DIVISION C – WATER SERVICES

Exhibition Phase of the LLFRS and are currently reviewing all observations received in order to arrive at the final design.

The OPW has gone to tender on the Blackpool Flood Relief Works in 2017, with the Douglas Scheme planned for tender in 2018.

The Environment Management Department also deals with public conveniences i.e., Grand Parade & Fitzgerald's Park APC units.

### **Water Production**

The Council operates a major water treatment plant located on the Lee Road. Approximately 43.7 million litres (9.7 million gallons) of raw water are extracted daily from the River Lee to supply the plant. In 2016 an average 40.7 million litres (9 million gallons) of drinking water was produced daily.

Treated water is pumped to strategically located reservoirs at Churchfield, Hollyhill and Shanakiel from where it gravitates through the distribution network to various users across the city and also county areas contiguous to the northern city boundary.

The council operates its plant and equipment to a very high standard and an ongoing monitoring programme is in place in order to ensure that water supplied is compliant with the requirements of the European Communities Drinking Water Regulations. The water quality reports for recent years indicate that, despite an ageing infrastructure, the quality of water produced is generally of a very high quality.

A new water treatment plant is currently being designed and about to go to tender capital maintenance of the existing plant is ongoing.

### **Water Distribution**

The Water Division has responsibility for the maintenance of over 650km of public water mains across the city. The water is distributed by gravity from the 4 reservoirs built at different levels on the north western side of the City. This ensures adequate pressure at the higher parts of the City and that there is not excessive pressure at the lower lying points.

It maintains the non-domestic water meter for non-domestic users and Irish Water bills them based on their actual use. The billing element and related customer queries transferred to IW on 5<sup>th</sup> September 2016.

The council continues to seek maximum efficiencies and value for money in the operation of the water services programme. Leak detection

programmes have resulted in a reductions unaccounted for water but there has been an increase in recent months in the overall demand.

### **Capital Projects**

Cork City Council Irish Water Capital Office operates under the Irish Water Capital Investment Plan 2014 – 2016, the pre Irish Water in flight projects, and progressing with the 2017 to 2018 Investment Plan.

The Water Production related projects include; Upgrading of the Water Treatment Plant, obtained planning permission in September 2017 and at tender design stage with award in 2018.

New drinking water rising mains with multi stage pumping plus replacing distribution trunk mains adjacent to new rising mains at design stage with Planning permission submitted and decision due in late 2017.

A new strategic trunk interconnect water main between the City and the County networks on the western side of the City between Curraheen & the Lee Road providing increased security of supply is at design stage, finalising route selection and about to start site investigation.

Water Network Improvements include completion of Works Package 1- Construction Stage in 2018.

DMA Improvement / Pressure Management Contract installation phase is complete and data collection is being finalised, which will allow improved management of the water network and improvement in unaccounted for water in 2018.

Blackrock water main replacement contract is complete. Water main works are ongoing in the Marsh area under the roads contract.

Planned works for 2018 include Eastern Strategic Link trunk main replacement along with water main replacements in Tivoli / Lower Glanmire Road, Skehard Road, Ballyhooly Roads.

A Drainage Area Plan (DAP) for Cork City Agglomeration has commenced. This will involve a full assessment of the drainage network, including development of a digital model. This will facilitate putting in place a work programme of improvements to meet regulatory, development and climate change demands. It is due to commence site investigation phase in 2018.

Upgrading of the Carrigrennan Wastewater Treatment Plant to address Phosphorus treatment and Struvite issues are about to commence with appointment of Consultants and will progress in 2018.

## SERVICE DIVISION C WATER SERVICES

### AIMS

1. To provide an adequate supply of piped high quality water for domestic, industrial and other uses.
2. To provide a safe and adequate system for the disposal of sewerage and other water borne waste.

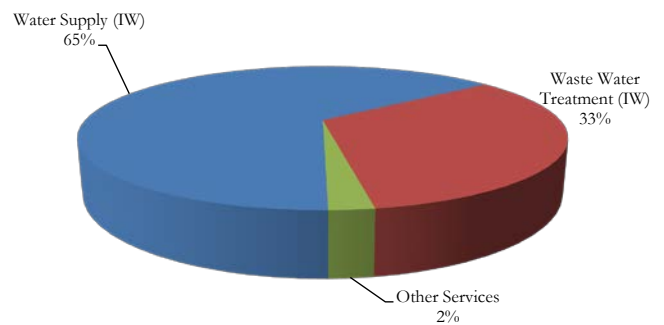
#### Overview

Service Division A	€ 46,576,200	29%
Service Division B	€ 26,742,400	17%
<b>Service Division C</b>	<b>€ 9,698,900</b>	<b>6%</b>
Service Division D	€ 11,995,600	8%
Service Division E	€ 32,519,600	20%
Service Division F	€ 22,277,400	14%
Service Division G	€ 498,000	0%
Service Division H	€ 9,933,300	6%
	<b>€ 160,241,400</b>	<b>100%</b>



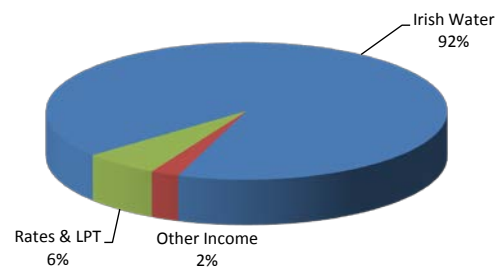
#### How the Service Division is Spent

Water Supply (IW)	€ 6,250,200	65%
Waste Water Treatment (IW)	€ 3,215,100	33%
Other Services	€ 233,600	2%
	<b>€ 9,698,900</b>	<b>100%</b>



#### How the Service Division is Funded

Irish Water	€ 8,888,100	92%
Other Income	€ 222,800	2%
Rates & LPT	€ 588,000	6%
	<b>€ 9,698,900</b>	<b>100%</b>



**C01 WATER SUPPLY**

Payroll	€ 3,794,000
Overheads	€ 1,885,100
Non Pay	€ 571,100

**C02 WASTE WATER TREATMENT**

Payroll	€ 1,525,500
Overheads	€ 935,800
Non Pay	€ 753,800

**C04 PUBLIC CONVENIENCES**

Payroll	€ 0
Overheads	€ 9,700
Non Pay	€ 45,100

**C07 AGENCY & RECOUPABLE SERVICES**

Payroll	€ 0
Overheads	€ 9,800
Non Pay	€ 1,800

**C08 NON IRISH WATER**

Payroll	€ 93,100
Overheads	€ 36,700
Non Pay	€ 37,400

**TABLE F - EXPENDITURE**  
**CORK CITY COUNCIL - ANNUAL BUDGET**  
**WATER SERVICES**

Expenditure by Service and Sub-Service		2018		2017	
		Adopted by Council €	Estimated by Chief Executive €	Adopted by Council €	Estimated Outturn €
C0101	Water Plants & Networks	4,365,100	4,365,100	4,460,100	4,975,100
C0199	Service Support Costs	1,885,100	1,885,100	1,815,500	1,845,400
	<b>Water Supply</b>	<b>6,250,200</b>	<b>6,250,200</b>	<b>6,275,600</b>	<b>6,820,500</b>
C0201	Waste Plants and Networks	2,279,300	2,279,300	2,143,100	2,237,400
C0299	Service Support Costs	935,800	935,800	899,800	915,500
	<b>Waste Water Treatment</b>	<b>3,215,100</b>	<b>3,215,100</b>	<b>3,042,900</b>	<b>3,152,900</b>
C0301	Debt Management Water and Waste Water	0	0	0	6,500
C0399	Service Support Costs	0	0	0	0
	<b>Collection of Water &amp; Waste Water Charges</b>	<b>0</b>	<b>0</b>	<b>0</b>	<b>6,500</b>
C0401	Operation and Maintenance of Public Conveniences	45,100	45,100	42,800	45,000
C0499	Service Support Costs	9,700	9,700	9,500	9,000
	<b>Public Conveniences</b>	<b>54,800</b>	<b>54,800</b>	<b>52,300</b>	<b>54,000</b>
C0701	Agency & Recoupable Service	1,800	1,800	1,800	0
C0799	Service Support Costs	9,800	9,800	9,600	9,800
	<b>Agency &amp; Recoupable Services</b>	<b>11,600</b>	<b>11,600</b>	<b>11,400</b>	<b>9,800</b>
C0801	LA Water Services	0	0	0	0
C0802	LA Waste Water Services	130,500	130,500	144,700	143,300
C0899	Service Support Costs	36,700	36,700	35,100	35,700
	<b>Local Authority Water &amp; Sanitary Services</b>	<b>167,200</b>	<b>167,200</b>	<b>179,800</b>	<b>179,000</b>
	<b>Service Division Total</b>	<b>9,698,900</b>	<b>9,698,900</b>	<b>9,562,000</b>	<b>10,222,700</b>

**TABLE F - INCOME**  
**CORK CITY COUNCIL - ANNUAL BUDGET**  
**WATER SERVICES**

	2018		2017	
<b>Income by Source</b>	<b>Adopted by Council €</b>	<b>Estimated by Chief Executive €</b>	<b>Adopted by Council €</b>	<b>Estimated Outturn €</b>
<b>Government Grants</b>				
Environment, Community & Local Government	0	0	0	0
Other	0	0	0	0
<b>Total Grants &amp; Subsidies (a)</b>	<b>0</b>	<b>0</b>	<b>0</b>	<b>0</b>
<b>Goods and Services</b>				
Irish Water	8,888,100	8,888,100	8,774,500	8,774,500
Superannuation	197,300	197,300	201,300	200,700
Agency Services & Repayable Works	2,500	2,500	2,500	700
Local Authority Contributions	0	0	0	0
Other income	23,000	23,000	23,000	23,000
<b>Total Goods and Services (b)</b>	<b>9,110,900</b>	<b>9,110,900</b>	<b>9,001,300</b>	<b>8,998,900</b>
<b>Total Income c=(a+b)</b>	<b>9,110,900</b>	<b>9,110,900</b>	<b>9,001,300</b>	<b>8,998,900</b>



## ANALYSIS OF WATER SUPPLY (C01)

	Adopted Budget 2018	Adopted Budget 2017
<b>Water Plant Operation &amp; Maintenance</b>		
Salaries & Wages	1,264,800	1,142,200
Water Treatment Costs	104,300	103,800
Maintenance & Repairs	129,700	125,800
<b>Sub-Total</b>	<b>1,498,800</b>	<b>1,371,800</b>
<b>Distribution Network</b>		
Salaries & Wages	2,229,200	2,284,600
Materials, Plant & Transport	358,200	365,800
Reinstatements	133,500	265,900
Charge Works	5,000	3,500
Waste to Landfill	300	900
Overheads	1,885,100	1,815,500
Liability Insurance	36,300	103,400
Irish Water Office	103,800	64,200
<b>Sub-Total</b>	<b>4,751,400</b>	<b>4,903,800</b>
<b>CO1 TOTAL EXPENDITURE</b>	<b>6,250,200</b>	<b>6,275,600</b>

## ANALYSIS OF WASTE WATER TREATMENT (C02)

	Adopted Budget 2018	Adopted Budget 2017
<b>Drainage Network</b>		
General Maintenance	1,397,700	1,207,500
Miscellaneous Costs	734,300	772,500
<b>Sub-Total</b>	<b>2,132,000</b>	<b>1,980,000</b>
<b>Treatment Network</b>		
Treatment Plant Operation	5,600	5,600
Ballinure Header Chamber	21,500	21,500
Operation & Maintenance of Pumphouses	8,600	8,600
Miscellaneous Costs	1,047,400	1,027,200
<b>Sub-Total</b>	<b>1,083,100</b>	<b>1,062,900</b>
<b>CO2 TOTAL EXPENDITURE</b>	<b>3,215,100</b>	<b>3,042,900</b>



# SERVICE DIVISION D – DEVELOPMENT MANAGEMENT

Total Expenditure of €12m (€9.8m in 2017) is provided in this Division for 2018, which represents 8% of Total Expenditure.

## **Strategic Planning, Economic Development & Enterprise**

The Strategic Planning, Economic Development & Enterprise Directorate is principally involved in the delivery of the following elements of the Cork City Corporate Plan 2015-2019:

- **Goal 1: Enabled Communities**
- **Goal 2: Creating a thriving City Economy**
- **Goal 3: City Identity, Culture and Heritage**
- **Goal 4: Quality Urban Environment**

The Directorate is dependent on the co-operation of other directorates/departments within the City Council and on organisations outside of the City Council in order to achieve its objectives. A brief description of the activities of each section is set out below.

## **Development Management**

The Development Management section processed 352 planning applications to date (September) in 2017. Of these, 13% were appealed and the planning authority's decision was upheld in over 90% of cases. Developments of note permitted in 2017 were:

- Residential developments at Churchyard Lane (73 Houses), Former Nemo Rangers Site (204 units – under appeal) and Eden Blackrock (117 units – subject to appeal)
- Student accommodation at Beamish and Crawford Site (417 bed spaces) and Melbourne Road (348 bed spaces – under appeal)
- Hotel developments at South Mall/Beasley Street and Pembroke Quay (Floating Hotel – under appeal).
- Significant Office Developments at South Mall and Navigation House.

The level of applications in 2017 has maintained that of 2016 however a significant feature is an increase in the scale and complexity of applications received. It is likely that this trend will continue in 2018.

## **Economic Development**

The Economic Development Section was involved in the following projects:

- Cork Innovates
- Energy Cork
- Taste Cork and Food Forum

- Northside for Business and Boomerang project
- IGNITE and SPRINT Programme in UCC
- Phase 1 Rehabilitation of Boole House
- South West Action Plan for Jobs
- 5 No. EU projects won in the Atlantic Area and Interreg programmes
- Development of the Local Economic and Community Plan LECP
- Hosting of the UNSECO Learning City Conference.

A key project for 2018 will be the implementation of the Strategic Marketing and Branding of Cork in conjunction with the appointed consultants as well as implementing economic elements and joint actions of the LECP Action Plan.

## **Planning Policy**

Cork City and County Councils prepared a joint submission to the National Planning Framework (Cork 2050) in March 2017 and will respond the Draft National Planning Framework issued in September 2017. The City Council will also contribute to the preparation of Southern Region Spatial and Economic Strategy in 2017/18.

The preparation of Local Area Plans for the redevelopment of the City Docks and Tivoli Docks is underway. The Draft Local Area Plans will be prepared and consulted on in 2018.

Measures to tackle dereliction and vacancy are continuing as are measures to promote and facilitate housing development, including implementation of the Local Infrastructure Housing Activation Fund for sites in South Docklands and Old Whitechurch Road; and surveys to identify housing land and encourage its development.

It is also intended to set up a Vacant Sites Register to encourage development of vacant sites.

Commitment to Cork's heritage continued in 2017 and included a very successful Heritage Open Day and other activities during Heritage Week. A number of projects were carried out as part of the implementation of the Cork City Heritage Plan 2015-2020.

## **Local Enterprise Office – Cork City**

The LEO continued to support the micro enterprise sector in Cork City by providing a range of financial supports and management development programmes.

The LEO has approved funding to 30 companies with a pipeline of a further 6 projects in development with potential to create 18 jobs. Access is also provided to the Microfinance Ireland

# SERVICE DIVISION D – DEVELOPMENT MANAGEMENT

product with 5 applications processed during the year to date.

The LEO promotes innovation and entrepreneurship by delivering initiatives such as Cork Schools Enterprise Programme, Ireland's Best Young Entrepreneur, Trading Online Voucher Scheme, etc and by supporting programmes such as UCC Ignite, UCC Food Science & Marketing-Dragons Den, New Frontiers, CIT Prize for Innovation, etc and drive awareness through the now established **Local Enterprise Week**.

Through programmes such as the Food Academy we support the growth and development of local food producers and facilitate the engagement with Supervalu as their main distributor. The LEO Cork City is one of the lead partners involved in delivering the Cork Food Forum.

During this year a number of new initiatives have been added to the LEO - Cork City including:

- **LEO Innovation Investment Fund** aimed at any company that is innovating either its product offering or processes.
- Family Business and Succession Planning Programme for 10 companies was launched following the Lord Mayor's Family Business Awards 2016/2017.

In 2018 we will continue to build on the initiatives in place and look for new opportunities that will support the growth of local enterprises.

## **Community and Enterprise**

The Local Community Development Committee (LCDC) launched the Local Economic and Community Plan (LECP) end 2016 and developed an implementation plan early 2017 and currently overseeing the delivery of the LECP actions. The LCDC has overseen two grant funding streams, the Community Facilities Fund and Healthy Ireland Fund and will monitor delivery of grant actions.

There will be additional staff recruited to support the LCDC role and delivery of LECP.

The tender process for SICAP 2018-2022 has been initiated by the LCDC and a new programme will be in place from 1<sup>st</sup> January 2018.

Cork City Joint Policing Committee (JPC)) recently completed its first annual review of its Six Year Strategic Plan.

Community & Enterprise Section provides support to the Public Participation Network (PPN) which is a forum for consultation between the City Council and the public with regard to input into policy

matters. The PPN has representatives sitting on a number of committees and other city wide structures.

The first annual report of The Cork Age Friendly City Strategy was launched in September 2017 by Ann Doherty, Chairperson of the Alliance. The report notes significant progress in the overarching aims of Communications, Transport and Social Inclusion.

The contract for delivery of Cork City's Comhairle na nÓg went out to tender in 2016 and is now managed by YMCA Cork. The 2016/2017 theme is youth mental health and suicide prevention.

The Lord Mayor's Civic and Community and Voluntary Awards took place in May 2017 and were attended by over 600 representatives of this vital sector of the community

## **RAPID**

The RAPID Programme continued to be implemented in 2017 across the four RAPID areas:

- Knocknaheeny/Hollyhill/Churchfield
- Farranree/Fairhill/Gurranabraher
- Mayfield/the Glen/Blackpool
- Togher/Mahon/Ballypheane

In 2017, the Rapid Programme supported the delivery of Incredible Years training for parents and carers as well as teachers.

Building on the Learning Neighbourhoods initiative, both Knocknaheeny and Togher schools will again participate in the STEAM education programme, including engineering in a box workshops and also this year including maths in a box workshop.

Following a successful application under the Atlantic Areas Fund, a programme of support for Social Enterprise and Social Innovation will be delivered over the next three years. The project aims to map social issues, provide a platform to exchange ideas and best practice with partners across Europe in relation to social innovation, community engagement and social enterprise.

## **Community Development Grants**

Cork City Council approved grant aid to a wide variety of community groups in 2017. This included:

- Capital grant aid to 18 community associations.
- Small project grant aid to over 75 community groups.
- Programme grant aid to summer schemes

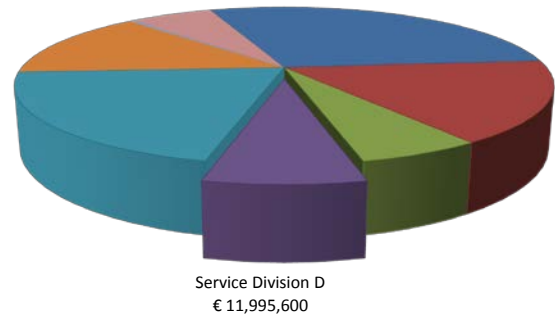
## SERVICE DIVISION D DEVELOPMENT MANAGEMENT

### AIMS

Within the framework of national policies, to take, contribute to and support measures at local and regional level to secure an improvement in the quality of life, including attainment of economic growth, an acceptable standard of living and a satisfactory physical environment for living and working.

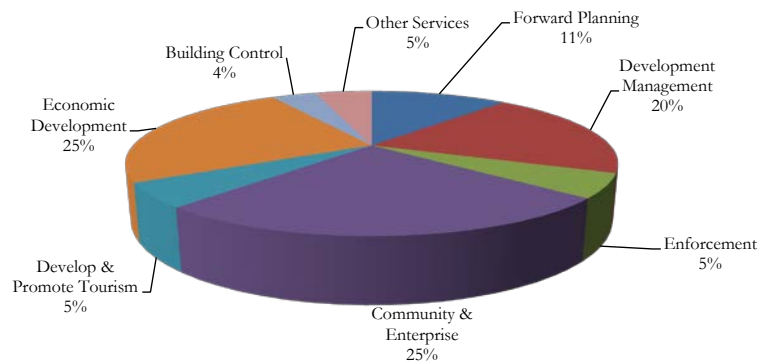
#### Overview

Service Division A	€ 46,576,200	29%
Service Division B	€ 26,742,400	17%
Service Division C	€ 9,698,900	6%
<b>Service Division D</b>	<b>€ 11,995,600</b>	<b>8%</b>
Service Division E	€ 32,519,600	20%
Service Division F	€ 22,277,400	14%
Service Division G	€ 498,000	0%
Service Division H	€ 9,933,300	6%
	<b>€ 160,241,400</b>	<b>100%</b>



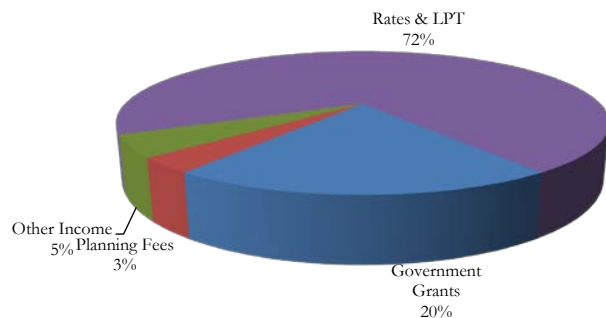
#### How the Service Division is Spent

Forward Planning	€ 1,369,000	11%
Development Management	€ 2,352,800	20%
Enforcement	€ 634,500	5%
Community & Enterprise	€ 3,032,900	25%
Develop & Promote Tourism	€ 645,400	5%
Economic Development	€ 2,946,600	25%
Building Control	€ 444,100	4%
Other Services	€ 570,300	5%
	<b>€ 11,995,600</b>	<b>100%</b>



#### How the Service Division is Funded

Government Grants	€ 2,397,700	20%
Planning Fees	€ 400,000	3%
Other Income	€ 587,900	5%
Rates & LPT	€ 8,610,000	72%
	<b>€ 11,995,600</b>	<b>100%</b>



**PLANNING****D01 FORWARD PLANNING**

Payroll	€ 638,000
Overheads	€ 553,000
Non Pay	€ 178,000

**D02 DEVELOPMENT MANAGEMENT**

Payroll	€ 1,240,200
Overheads	€ 948,500
Non Pay	€ 164,100

**D03 ENFORCEMENT**

Payroll	€ 246,000
Overheads	€ 360,000
Non Pay	€ 28,500

**D08 BUILDING CONTROL**

Payroll	€ 244,100
Overheads	€ 169,300
Non Pay	€ 30,700

**OTHER DEVELOPMENTS & PROMOTION****D05 TOURISM DEVELOPMENT&PROMOTION**

Payroll	€ 185,000
Overheads	€ 1,200
Non Pay	€ 459,200

**D09 ECONOMIC DEVELOPMENT & PROMOTION**

Payroll	€ 915,100
Overheads	€ 305,000
Non Pay	€ 1,726,500

**COMMUNITY & ENTERPRISE****D06 COMMUNITY & ENTERPRISE FUNCTION**

Payroll	€ 735,600
Overheads	€ 681,300
Non Pay	€ 1,616,000

**TABLE F - EXPENDITURE**  
**CORK CITY COUNCIL - ANNUAL BUDGET**  
**DEVELOPMENT MANAGEMENT**

Expenditure by Service and Sub-Service		2018		2017	
		Adopted by Council €	Estimated by Chief Executive €	Adopted by Council €	Estimated Outturn €
D0101	Statutory Plans and Policy	785,600	785,600	755,200	755,200
D0199	Service Support Costs	583,400	583,400	554,600	563,100
	<b>Forward Planning</b>	<b>1,369,000</b>	<b>1,369,000</b>	<b>1,309,800</b>	<b>1,318,300</b>
D0201	Planning Control	1,399,800	1,399,800	1,226,400	1,226,400
D0299	Service Support Costs	953,000	953,000	901,500	920,900
	<b>Development Management</b>	<b>2,352,800</b>	<b>2,352,800</b>	<b>2,127,900</b>	<b>2,147,300</b>
D0301	Enforcement Costs	270,000	270,000	282,500	282,500
D0399	Service Support Costs	364,500	364,500	344,800	352,300
	<b>Enforcement</b>	<b>634,500</b>	<b>634,500</b>	<b>627,300</b>	<b>634,800</b>
D0501	Tourism Promotion	644,200	644,200	560,000	1,105,000
D0502	Tourist Facilities Operations	0	0	0	0
D0599	Service Support Costs	1,200	1,200	1,200	1,100
	<b>Tourism Development and Promotion</b>	<b>645,400</b>	<b>645,400</b>	<b>561,200</b>	<b>1,106,100</b>
D0601	General Community & Enterprise Expenses	1,920,500	1,920,500	530,200	530,200
D0602	RAPID Costs	283,500	283,500	241,700	241,700
D0603	Social Inclusion	147,600	147,600	136,300	136,300
D0699	Service Support Costs	681,300	681,300	649,800	664,100
	<b>Community and Enterprise Function</b>	<b>3,032,900</b>	<b>3,032,900</b>	<b>1,558,000</b>	<b>1,572,300</b>
D0801	Building Control Inspection Costs	0	0	0	0
D0802	Building Control Enforcement Costs	274,800	274,800	236,700	236,700
D0899	Service Support Costs	169,300	169,300	160,300	164,000
	<b>Building Control</b>	<b>444,100</b>	<b>444,100</b>	<b>397,000</b>	<b>400,700</b>
D0902	EU Projects	11,000	11,000	7,500	10,000
D0903	Town Twinning	49,500	49,500	70,500	70,500
D0905	Economic Development & Promotion	1,426,400	1,426,400	1,313,600	1,313,600
D0906	Enterprise, Job & Innovation	1,154,700	1,154,700	950,200	1,030,100
D0999	Service Support Costs	305,000	305,000	288,500	293,100
	<b>Economic Development and Promotion</b>	<b>2,946,600</b>	<b>2,946,600</b>	<b>2,630,300</b>	<b>2,717,300</b>
D1001	Property Management Costs	1,600	1,600	1,600	1,600
D1099	Service Support Costs	400	400	400	400
	<b>Property Management</b>	<b>2,000</b>	<b>2,000</b>	<b>2,000</b>	<b>2,000</b>
D1101	Heritage Services	156,100	156,100	152,800	152,800
D1102	Conservation Services	235,800	235,800	230,500	230,500
D1199	Service Support Costs	125,600	125,600	119,100	121,600
	<b>Heritage and Conservation Services</b>	<b>517,500</b>	<b>517,500</b>	<b>502,400</b>	<b>504,900</b>
D1201	Agency & Recoupable Service	0	0	0	0
D1299	Service Support Costs	50,800	50,800	49,400	51,600
	<b>Agency &amp; Recoupable Services</b>	<b>50,800</b>	<b>50,800</b>	<b>49,400</b>	<b>51,600</b>
	<b>Service Division Total</b>	<b>11,995,600</b>	<b>11,995,600</b>	<b>9,765,300</b>	<b>10,455,300</b>

**TABLE F - INCOME**  
**CORK CITY COUNCIL - ANNUAL BUDGET**  
**DEVELOPMENT MANAGEMENT**

Income by Source	2018		2017	
	Adopted by Council €	Estimated by Chief Executive €	Adopted by Council €	Estimated Outturn €
<b>Government Grants</b>				
Environment, Community & Local Government	1,301,500	1,301,500	61,600	0
Arts, Heritage & Gaeltacht	0	0	0	0
Jobs, Enterprise & Innovation	1,078,600	1,078,600	619,200	931,600
Other	17,600	17,600	17,000	17,000
<b>Total Grants &amp; Subsidies (a)</b>	<b>2,397,700</b>	<b>2,397,700</b>	<b>697,800</b>	<b>948,600</b>
<b>Goods and Services</b>				
Planning Fees	400,000	400,000	370,000	420,000
Sale/Leasing of other property/Industrial Sites	0	0	0	0
Superannuation	148,600	148,600	151,800	151,300
Agency Services & Repayable Works	0	0	0	0
Local Authority Contributions	0	0	0	0
Other income	439,300	439,300	520,800	307,300
<b>Total Goods and Services (b)</b>	<b>987,900</b>	<b>987,900</b>	<b>1,042,600</b>	<b>878,600</b>
<b>Total Income c=(a+b)</b>	<b>3,385,600</b>	<b>3,385,600</b>	<b>1,740,400</b>	<b>1,827,200</b>



## SERVICE DIVISION E – ENVIRONMENTAL SERVICES

Total expenditure of **€32.5m (€31.6m in 2017)** is provided in this Division for 2018, which represents **20%** of Total Expenditure.

### **Waste generated by Cork City Council**

Cork City Council will dispose of approx 5,500 tonnes of waste from its own activities in 2018. This is a combination of litter and illegal dumped waste, as well as waste generated by Cork City Council. The key budgetary challenges arising for the Council include the cost increases due to increasing levels of illegal dumping.

Cork City Council continues to employ two licensed contractors to accept, treat, transfer and dispose of these waste materials such as litter waste, housing waste, parks waste etc.

### **Former Kinsale Road Landfill Site, now 'Tramore Valley Park**

Landfilling of waste ceased at the Kinsale Road facility in mid 2009. In accordance with the EPA licence, a decommissioning programme has resulted in the provision of an engineered cap to 35 hectares of the site, including the Park n' Ride.

The closed landfill is subject to a very strict EPA licence which requires the Council to deal with the various emissions arising from the 3 million tonnes landfilled over the past 50 years. This includes the ongoing management, environmental monitoring and maintenance of the facility in accordance with additional conditions of the recently granted EPA licence. A sum of €1.5m has been allocated for maintaining the former Landfill and compliance with the E.P.A. Licence requirements.

A consultancy team have carried out detailed design for the elements contained in the Tramore Valley Park (TVP) Masterplan. Certain works are currently underway, with others planned to enable further provision of access/egress and facilities at this new public park.

The Central Laboratory located at Kinsale Road is charged with statutory monitoring of drinking water, surface water, air quality, noise, etc. throughout the city, as well as providing expertise for ensuring Kinsale Road Landfill Site's EPA licence conditions are generally complied with.

### **Bring Banks & Kinsale Rd Civic Amenity Site**

The Council continues to provide a range of recycling services including bottle banks, paper, plastic, cardboard, timber, composting etc. at the Kinsale Road Civic Amenity Site. In addition the council operates a WEEE facility for the return of

electrical goods from domestic customers. Domestic waste is also accepted at this facility. The Council operates approximately 40 bottle banks at various locations throughout the City.

### **Waste Planning**

Limerick City & County Council and Tipperary County Council are joint lead authorities for the Southern Waste Region (all of Munster in addition to Carlow, Wexford and Kilkenny). The new regional waste management plan was adopted in 2015, and is now in its implementation phase.

### **Waste and Environmental Enforcement**

Cork City Council receives financial assistance from the DCCAE for the provision of a multi disciplinary Enforcement team based in City Hall. The aim of this Team is to ensure that Waste Operators comply with national and international legislation. The Team also ensures compliance with various Environmental Regulations and legislation as well as investigating complaints and incidents.

### **Old Cork Waterworks Experience**

This is located at the old Lee Road Waterworks. It is a tourist attraction that tells the story of water supply, steam power and the development of Cork City. It also has a strong education role and delivers the Lifetime Lab Education Programme.

### **Cork City Energy Agency**

The Council spends approximately €5m per annum on purchasing energy and the Cork City Energy Agency is charged with the responsibility to ensure the economic and efficient procurement of this energy. The Agency also advises on appropriate energy reduction measures and opportunities to include renewable energy technologies. These measures assist in the national reduction target of the Council's carbon footprint by 3% per annum until 2020, contributing to the National Climate Change Strategy.

Some of the latest Council energy projects include the 'Deep Energy Retrofit' of the Central Library on Grand Parade, the 'Greening' of the Fire Station in Ballyvolane and the generation and sale of renewable electricity at the Tramore Valley Park/former Kinsale Road Landfill site.

### **Street Cleaning and Litter Management**

A total of €7.3m has been provided for daily and weekend street cleaning. This includes daily cleaning in the City Centre on a seven days week basis and street washing in Oliver Plunkett Street, St Patrick's Street and The Grand Parade. Remainder of the City has a five day week cleaning

# SERVICE DIVISION E – ENVIRONMENTAL SERVICES

regime. A persistent problem over recent times has been illicit dumping. In total it is expected to remove over 4,000 tonnes of litter and dirt in the coming year. In accordance with the Councils Litter Management Plan increased emphasis is being placed on the support of community action for the prevention of litter and improved prosecution of offenders. Education and public awareness raising continues to be carried out.

## **Bulky Goods Collections**

This service was introduced in 2006 and continues to be very popular and well received by the public. This free service assists with the disposal of large household items. The service is offered to areas in each of the six electoral wards on a rota basis. Provision has been made for collections to continue in 2018.

## **Fire Department**

Total expenditure of **€17.8m** is provided. Cork City Fire Department comprises a professional team of people who provide a variety of services for the local community. Its functions include:

- Operational Fire Service
- Fire Prevention
- Major Emergency Management
- Civil Defence

The Fire Department continues to focus on the challenges of being an efficient and effective Fire Service and ensuring a sufficient level of preparedness in the event of a Major Emergency while also working to reduce the number of fires, minimise life loss and injury resulting from fire and protect the infrastructure of Cork City.

As the role of the Fire Department evolves, the importance of having fully up to date trained Fire Personnel and a well-equipped fleet maintained in a continuous state of readiness is further highlighted. Cork City Fire Brigade continues to pursue an extensive training programme.

The Major Emergency Plan is updated in accordance with the National Framework for Emergency Management in conjunction with other Principal Response Agencies. In the area of Fire Prevention, the examination of Fire Safety Certificate Applications and Planning Applications is ongoing. Cork City Fire Department continues to develop its community fire safety programme.

Cork City Civil Defence continues to support community activities and provides assistance to the

community and principal response agencies in emergency situations.

## **Building Control**

The Building Control Section's major efforts continue to focus on Dangerous Structures and to Support, Monitor and Enforce the Building Control Acts 1990 and 2007 and the Regulations made under those Acts and in providing a building surveying service to the Housing and Property Departments in support of the Social Housing Programme.

There has been a significant increase in the number of new build residential units, retail and office fit outs and other larger commercial projects notified to Building Control. Approximately 35% of all commencement notices received by Building Control in 2016 were inspected. At least 2 inspections per building were carried out during the various stages of construction.

The introduction of Building Control (Amendment) Regulations in March 2014 and September 2015 has brought new challenges and a significant change in the enforcement of building standards. Each Commencement Notice submitted is now accompanied by a set of drawings, statutory certification and technical information. The Regulations prohibit the opening, occupation or use of a building until a Completion Certificate has been filed and registered by the building control authority. Article 6 (a) has been removed from the Principal Building Control Regulations which means Local Authorities are no longer exempt from submitting CNs, DACs, FSC's etc.

Dangerous Structures are a critical part of the work of the Building Control Section. Reports of dangerous buildings received during office hours are inspected as a first priority by the building inspectors. Reports of dangerous buildings outside of office hours are received by the Fire Brigade. It is common for the Fire Brigade to request the advice of a Building Surveyor at the scene of a fire. The Building Control Section have effectively used the relevant provisions of the Local Government (Sanitary Services) Act, 1964 to compel building owners to make safe their property. Emergency works are carried out to remove any danger to the public where the owners are not willing or able to carry out the work.

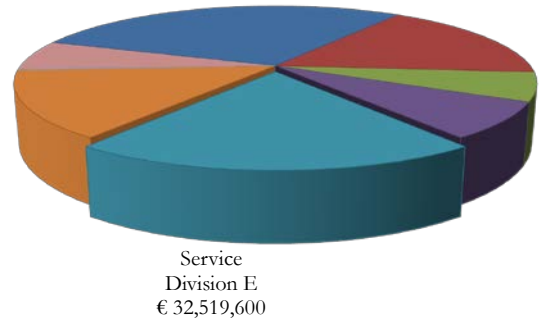
## SERVICE DIVISION E ENVIRONMENTAL SERVICES

### AIMS

To promote environmental conditions conducive to health and amenity and to protect persons and property from fire and other hazards including dangerous buildings and places.

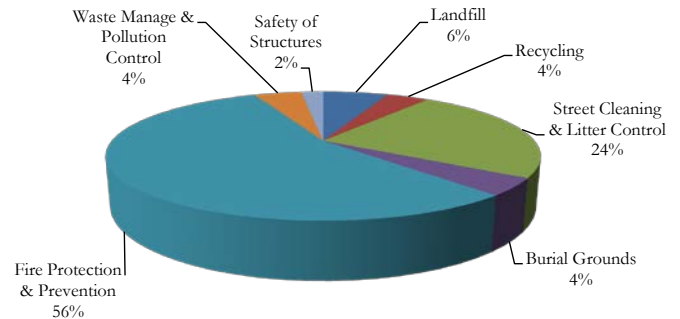
#### Overview

Service Division A	€ 46,576,200	29%
Service Division B	€ 26,742,400	17%
Service Division C	€ 9,698,900	6%
Service Division D	€ 11,995,600	8%
<b>Service Division E</b>	<b>€ 32,519,600</b>	<b>20%</b>
Service Division F	€ 22,277,400	14%
Service Division G	€ 498,000	0%
Service Division H	€ 9,933,300	6%
	<b>€ 160,241,400</b>	<b>100%</b>



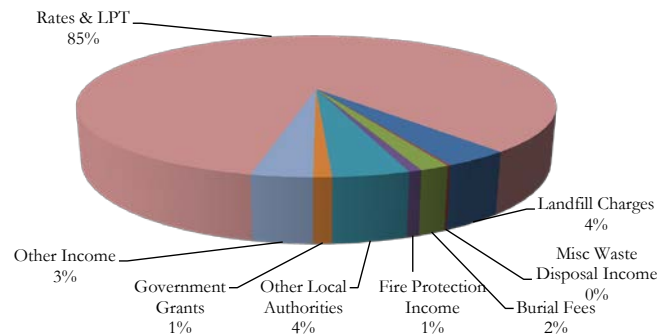
#### How the Service Division is Spent

Landfill	€ 2,006,300	6%
Recycling	€ 1,298,600	4%
Street Cleaning & Litter Control	€ 7,866,200	24%
Burial Grounds	€ 1,399,600	4%
Fire Protection & Prevention	€ 17,814,700	56%
Waste Manage & Pollution Contr	€ 1,453,200	4%
Safety of Structures	€ 681,000	2%
	<b>€ 32,519,600</b>	<b>100%</b>



#### How the Service Division is Funded

Landfill Charges	€ 1,187,200	4%
Misc Waste Disposal Income	€ 50,500	0%
Burial Fees	€ 518,000	2%
Fire Protection Income	€ 227,000	1%
Other Local Authorities	€ 1,327,100	4%
Government Grants	€ 319,700	1%
Other Income	€ 1,053,100	3%
Rates & LPT	€ 27,837,000	85%
	<b>€ 32,519,600</b>	<b>100%</b>



**WASTE DISPOSAL****E01 LANDFILL OPERATION & AFTERCARE**

Payroll	€ 447,400
Overheads	€ 495,900
Non Pay	€ 1,063,000

**E02 RECOVERY & RECYCLING FACILITIES OPS**

Payroll	€ 237,300
Overheads	€ 93,700
Non Pay	€ 967,600

**E06 STREET CLEANING**

Payroll	€ 3,953,900
Overheads	€ 2,081,800
Non Pay	€ 1,513,300

**BURIAL GROUNDS****E09 MAINTENANCE OF BURIAL GROUNDS**

Payroll	€ 921,900
Overheads	€ 372,400
Non Pay	€ 105,300

**CIVIL DEFENCE & DANGEROUS BUILDINGS****E10 SAFETY OF STRUCTURES & PLACES**

Payroll	€ 236,600
Overheads	€ 349,100
Non Pay	€ 95,300

**FIRE PROTECTION & PREVENTION****E11 OPERATION OF FIRE SERVICE**

Payroll	€ 11,525,100
Overheads	€ 3,309,200
Non Pay	€ 1,352,300

**E12 FIRE PREVENTION**

Payroll	€ 627,200
Overheads	€ 582,500
Non Pay	€ 418,400

**POLLUTION CONTROL****E13 WATER QUALITY,AIR & NOISE POLLUTION**

Payroll	€ 126,800
Overheads	€ 288,300
Non Pay	€ 59,300

**TABLE F - EXPENDITURE**  
**CORK CITY COUNCIL - ANNUAL BUDGET**  
**ENVIRONMENTAL SERVICES**

Expenditure by Service and Sub-Service		2018		2017	
		Adopted by Council €	Estimated by Chief Executive €	Adopted by Council €	Estimated Outturn €
E0101	Landfill Operations	1,325,900	1,325,900	1,286,400	1,296,900
E0103	Landfill Aftercare Costs	4,000	4,000	4,000	4,000
E0199	Service Support Costs	676,400	676,400	701,900	705,900
	<b>Landfill Operation &amp; Aftercare</b>	<b>2,006,300</b>	<b>2,006,300</b>	<b>1,992,300</b>	<b>2,006,800</b>
E0201	Recycling Facilities Operations	1,202,900	1,202,900	1,262,200	1,166,500
E0204	Other Recycling Services	2,000	2,000	2,000	2,000
E0299	Service Support Costs	93,700	93,700	91,100	94,800
	<b>Recovery &amp; Recycling Facilities Operations</b>	<b>1,298,600</b>	<b>1,298,600</b>	<b>1,355,300</b>	<b>1,263,300</b>
E0501	Litter Warden Service	195,900	195,900	190,700	190,700
E0502	Litter Control Initiatives	8,000	8,000	8,000	8,000
E0503	Environmental Awareness Services	40,000	40,000	40,000	40,000
E0599	Service Support Costs	73,300	73,300	71,200	72,300
	<b>Litter Management</b>	<b>317,200</b>	<b>317,200</b>	<b>309,900</b>	<b>311,000</b>
E0601	Operation of Street Cleaning Service	5,006,900	5,006,900	4,927,200	3,793,000
E0699	Service Support Costs	2,542,100	2,542,100	2,336,800	2,380,000
	<b>Street Cleaning</b>	<b>7,549,000</b>	<b>7,549,000</b>	<b>7,264,000</b>	<b>6,173,000</b>
E0702	Enforcement of Waste Regulations	237,500	237,500	231,100	238,600
E0799	Service Support Costs	176,900	176,900	168,200	172,100
	<b>Enforcement</b>	<b>414,400</b>	<b>414,400</b>	<b>399,300</b>	<b>410,700</b>
E0801	Waste Management Plan	433,400	433,400	413,300	481,100
E0802	Contrib to Other Bodies Waste Mgmt Planning	50,000	50,000	50,000	50,000
E0899	Service Support Costs	81,000	81,000	78,100	77,400
	<b>Waste Management Planning</b>	<b>564,400</b>	<b>564,400</b>	<b>541,400</b>	<b>608,500</b>
E0901	Maintenance of Burial Grounds	1,027,200	1,027,200	936,500	947,300
E0999	Service Support Costs	372,400	372,400	361,800	368,100
	<b>Maintenance &amp; Upkeep of Burial Grounds</b>	<b>1,399,600</b>	<b>1,399,600</b>	<b>1,298,300</b>	<b>1,315,400</b>
E1001	Operation Costs Civil Defence	123,000	123,000	121,300	121,300
E1002	Dangerous Buildings	175,100	175,100	163,000	163,000
E1005	Water Safety Operation	33,800	33,800	32,300	32,300
E1099	Service Support Costs	349,100	349,100	332,800	336,800
	<b>Safety of Structures &amp; Places</b>	<b>681,000</b>	<b>681,000</b>	<b>649,400</b>	<b>653,400</b>
E1101	Operation of Fire Brigade Service	12,817,400	12,817,400	12,483,300	12,448,800
E1104	Operation of Ambulance Service	60,000	60,000	60,000	60,000
E1199	Service Support Costs	3,309,200	3,309,200	3,199,700	3,292,700
	<b>Operation of Fire Service</b>	<b>16,186,600</b>	<b>16,186,600</b>	<b>15,743,000</b>	<b>15,801,500</b>
E1202	Fire Prevention and Education	1,045,600	1,045,600	1,020,700	1,020,700
E1299	Service Support Costs	582,500	582,500	554,800	563,300
	<b>Fire Prevention</b>	<b>1,628,100</b>	<b>1,628,100</b>	<b>1,575,500</b>	<b>1,584,000</b>
E1301	Water Quality Management	105,600	105,600	104,400	104,400
E1302	Licensing and Monitoring of Air and Noise Quality	80,500	80,500	74,400	74,400
E1399	Service Support Costs	288,300	288,300	275,000	278,000
	<b>Water Quality, Air &amp; Noise Pollution</b>	<b>474,400</b>	<b>474,400</b>	<b>453,800</b>	<b>456,800</b>
	<b>Service Division Total</b>	<b>32,519,600</b>	<b>32,519,600</b>	<b>31,582,200</b>	<b>30,584,400</b>

**TABLE F - INCOME**  
**CORK CITY COUNCIL - ANNUAL BUDGET**  
**ENVIRONMENTAL SERVICES**

	2018		2017	
Income by Source	Adopted by Council €	Estimated by Chief Executive €	Adopted by Council €	Estimated Outturn €
<b>Government Grants</b>				
Environment, Community & Local Government	235,700	235,700	235,700	235,700
Social Protection	0	0	0	0
Defence	84,000	84,000	80,000	81,000
Other	0	0	0	0
<b>Total Grants &amp; Subsidies (a)</b>	<b>319,700</b>	<b>319,700</b>	<b>315,700</b>	<b>316,700</b>
<b>Goods and Services</b>				
Landfill Charges	1,187,200	1,187,200	1,233,100	1,071,900
Fire Charges	227,000	227,000	152,000	182,000
Superannuation	695,100	695,100	709,200	707,500
Agency Services & Repayable Works	0	0	0	0
Local Authority Contributions	1,327,100	1,327,100	1,327,100	1,327,100
Other income	926,500	926,500	909,100	839,400
<b>Total Goods and Services (b)</b>	<b>4,362,900</b>	<b>4,362,900</b>	<b>4,330,500</b>	<b>4,127,900</b>
<b>Total Income c=(a+b)</b>	<b>4,682,600</b>	<b>4,682,600</b>	<b>4,646,200</b>	<b>4,444,600</b>

## ANALYSIS OF WASTE DISPOSAL (E1-E8)

### E01 & E02 - LANDFILL

	Adopted Budget 2018	Adopted Budget 2017
Salaries & Wages	251,700	254,700
Plant	136,900	102,600
Cover Soil	1,800	1,800
Road Making Materials	3,100	3,100
Landscaping	17,000	17,000
Maintenance of Plant	200,000	200,000
Sampling & External Testing	44,000	44,000
EPA Licence & Monitoring	230,000	230,000
Recycling Initiatives	353,100	355,000
Loan Charges	300,000	300,000
Administration & Miscellaneous	1,767,300	1,839,400
<b>Sub-Total</b>	<b>3,304,900</b>	<b>3,347,600</b>

### E05 - LITTER MANAGEMENT

Litter Warden	193,700	188,500
Administration & Miscellaneous	123,500	121,400
<b>Sub-Total</b>	<b>317,200</b>	<b>309,900</b>

### E06 - STREET CLEANING

Salaries & Wages	4,156,400	4,009,400
Plant	799,300	754,300
Others	2,236,400	2,163,700
Landfill Charges	356,900	336,600
<b>Sub-Total</b>	<b>7,549,000</b>	<b>7,264,000</b>

### E07 & E08 - WASTE REGULATION, MONITORING & ENFORCEMENT

Waste Enforcement Unit	237,500	231,100
Administration & Miscellaneous	741,300	709,600
<b>Sub-Total</b>	<b>978,800</b>	<b>940,700</b>

<b>TOTAL WASTE DISPOSAL</b>	<b>12,149,900</b>	<b>11,862,200</b>
-----------------------------	-------------------	-------------------

## LANDFILL & RECYCLING EXPENDITURE & FUNDING

		Adopted Budget 2018	Adopted Budget 2017
E01	Landfill Operation	2,006,300	1,992,300
E02	Recovery & Recycling	1,298,600	1,355,300
<b>TOTAL EXPENDITURE</b>		<b>3,304,900</b>	<b>3,347,600</b>
<b>FUNDED BY:</b>			
	Landfill Charges	1,187,200	1,233,100
	Rates/Local Government Fund	2,117,700	2,114,500
<b>TOTAL FUNDING</b>		<b>3,304,900</b>	<b>3,347,600</b>

## STREET CLEANING EXPENDITURE & FUNDING

	Adopted Budget 2018	Adopted Budget 2017
Direct Street Cleaning Costs	5,467,200	5,253,400
Allocated Overheads	2,081,800	2,010,600
<b>TOTAL EXPENDITURE</b>	<b>7,549,000</b>	<b>7,264,000</b>
<b>FUNDED BY:</b>		
Street Cleaning Income	5,000	0
Rates/Local Government Fund	7,544,000	7,264,000
<b>TOTAL FUNDING</b>	<b>7,549,000</b>	<b>7,264,000</b>



## E11 & E12 - FIRE SERVICES

	Adopted Budget 2018	Adopted Budget 2017
<b>EXPENDITURE</b>		
Salaries & Wages	12,152,300	11,775,400
Emoluments	143,000	143,000
Maintenance of Appliances & Equipment	300,000	300,000
Fuel & Motor Insurance	35,000	35,000
Power & Communications	196,300	211,300
Maintenance - Console & Station	162,500	143,900
Training Courses	258,400	258,400
Miscellaneous	317,700	317,000
CAMP/MRCC	380,000	380,000
Overheads	3,891,700	3,754,500
<b>TOTAL EXPENDITURE</b>	<b>17,814,700</b>	<b>17,318,500</b>
 <b>FUNDED BY</b>		
Fire Cert Applications	225,000	150,000
Cork County Council Contribution	1,327,100	1,327,100
Miscellaneous	456,900	465,100
Rates/Local Government Fund	15,805,700	15,376,300
<b>TOTAL FUNDING</b>	<b>17,814,700</b>	<b>17,318,500</b>



## SERVICE DIVISION F – RECREATION & AMENITY

Total Expenditure of **€22.3m (€21.5m in 2017)** is provided in this Division for 2018, which represents **14%** of Total Expenditure.

This Division covers Arts activities, operation of the Libraries and Parks, as well as various Sports and Recreational facilities and programmes.

**TEAM** was established in early 2011 to manage the Tourism, Events, Arts & Culture and Marketing functions of the City Council.

**Elizabeth Fort:** Elizabeth Fort continues to be popular. The Fort welcomed 40,000 in the first eight months of 2017, a significant increase over 2016.

**Shandon:** Council is currently working with key stakeholders to improve the public realm in the Shandon area and to enhance the area generally as a cultural offering to the tourist and home market.

**Tourism Kiosks/Website:** Cork City has 16 touch screens being availed of by the domestic and overseas visitor in a variety of locations in the City.

**Cork Cruise Ambassadors:** Cork City Council's pilot project of five Cruise Ambassadors boarding cruise ships who carried in excess of 700 passengers and up to 3,592 has been very successful in directing tourists into the City Centre.

**The Top Attractions in Cork:** The production of this brochure in English, French and German has been hugely successful with 50,000 brochures distributed in Cork City and beyond.

**Gradam Ceoil:** Cork City Council partnered with TG4 to again host the 2017 Gradam Ceoil Awards at the Cork Opera House.

The Unit continues to support a growing number of festivals in the City.

### Arts & Events Office

The Arts Office manages a range of funding supports to the arts and cultural sector in the city. In 2017 the Arts Grant Scheme provided funding of €259,500 to 50 organisations. This funding supports the ongoing costs of a number of organisations in the city including professional, community and voluntary groups.

The Arts Office activates a number of programmes with partners that are designed to address strategically important areas of work for the Council.

- **RESIDENCYS** dance and theatre company residency programmes in partnership with the Everyman and the Firkin Crane.
- **BEAG** is an Early Years Arts Programme reaching 19 Childhood Settings in Cork City and

county in partnership with the HSE and Cork County Council.

- **Film in Cork** a joint city and county initiative, to facilitate the promotion of the Cork region as a centre for the production of film and television. In 2017 a short film award was made; a number of training schemes initiated, and a feature film project assisted to film in Cork creating apprenticeships and economic benefit to the region.
- **Music Generation Cork City** continues to develop and grow with delivering music education tuition opportunities in disadvantaged areas in Cork City reaching 2000 children weekly.
- **Arts in Schools programmes;** The Unfinished Book 2017 and the Composer in the Classroom 2017 scheme ensure that our schools have the opportunity to meet and work with living artists, and to create new work.
- The Arts Office is responsible for coordinating Cork City Council's Creative Ireland programme, working with all of the cultural services of the Council to ensure that creativity is embedded within communities in Cork City Council.

The Arts and Events Office organise a number of corporate cultural events:

- **Cork St. Patrick's Day Festival** attracted an audience of over **45,000** people at the Parade, and the participation of over 3000 people from the sporting, community, voluntary, charitable and educational sectors.
- **'GLOW'**, Christmas on the Grand Parade, incorporates the finest in Cork artisan food, the animation of Bishop Lucey Park, a vintage carousel and a 30m high ferris wheel. It annually attracts in excess of 160,000 people.

### Libraries

Total expenditure of **€7.7m** is provided for Libraries & Archives in 2018.

Expenditure covers the following:

- Operation of Libraries
- Purchase of books & other materials
- Libraries programme of classes, readings, talks, exhibitions and other events
- Cork City & County Archives

The proposal to develop a new City Library in the city centre is the most ambitious challenge facing the Council in terms of library services. Significant

## SERVICE DIVISION F – RECREATION & AMENITY

progress has been made on this project in 2017: the purchase of the site adjoining the existing Library on Grand Parade was completed in the spring of the year, the development brief has been finalized, and a detailed scoping of the design approach was prepared. With the level of physical development in the city centre continuing to increase, there will be a special focus on bringing this project closer to being achieved during 2018.

Another project which the Council hopes to move forward during 2018 is a purpose-designed library for the South East Ward.

Other priorities in 2018 include:

- Continuing programme of centenary commemorative, including events specific to 1918 / 2018;
- Successful planning and running of Cork World Book Fest, Bealtaine (for older people), Heritage Week events, Culture Night events, etc.;
- Programmes and events for children and teenagers.

The Budget will also enable the Council to continue to add to and enhance its digital resources – adding unique content, images and text to its websites, and improving access for the public 24/7.

### **Parks, Open Spaces & Cemeteries, Sport & Recreation**

Responsible for the management and maintenance of 1,620 acres of parks, open space amenity areas, street trees, life buoy service, allotments, playgrounds, walkway/cycleways, sports pitches, municipal golf course, 4 no. cemeteries management of leisure/sport facilities, outdoor events and sports development.

### **Achievements 2017**

- Installation of CCTV in four Parks.
- Enhancement works carried out at the following:  
The Lough, Cloverhill Park, Kilmore Road Park, Ballinlough Park, Lee Fields, Bishopstown Park, Curraheen Amenity Walk, Blackrock Amenity Walk, St Finbarr's Cemetery, St Catherines Cemetery and St Michael's Cemetery.  
Enhanced tree works programme.  
Enhanced playground maintenance programme.

### **Management & Administration:**

- Organise Cork City Marathon.
- Fitzgerald's Park 2017 Events Programme.
- Bonfire Night Family Fun Night - June 23<sup>rd</sup> and various Park Family Fun Days.

- Mayfield Teen Camp, Mahon Projects National Recreation Week projects and late night soccer programme.
- Support events including Ocean to City & Cork Harbour Festival, Dragon of Shandon Festival, Lee Swim, Cork City Sports, and a wide range of events in parks and amenity areas.
- Support to various sport and community bodies.

### **2017 Capital Projects**

- Marina Park – Demolition of Showground Buildings completed. Detailed design and preparation of tender documents ongoing.
- Fitzgerald's Park - Resurfaced damaged Paths.
- Bishopstown Park - Playground Design commenced. Enhancements to access road and car park underway.
- Cloverhill Park – Resurfaced damaged footpaths.
- Douglas Pool – Upgrade to access road and car park underway. Installation of new filtration system
- Mahon Golf Course – Boundary works completed.

### **Gateway Project**

A government initiative that provided work experience and skills training for the long term unemployed.

Approximately 101 participants were engaged in August 2014 on the scheme operating out of park depots in all throughout the city.

Participants on the scheme were involved in a variety of manual grounds maintenance operations, with a smaller number involved in clerical and technical duties.

The scheme was decommissioned in July 2017. Approximately 20 participants from the scheme have been engaged by the Council on permanent contracts to fill existing vacancies in various Directorates.

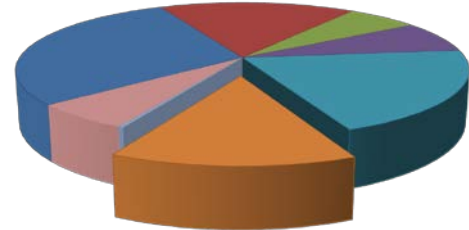
## SERVICE DIVISION F RECREATION & AMENITY

### AIMS

To provide opportunities for participation in arts, cultural and other recreational activities  
in order to promote a rewarding lifestyle.

#### Overview

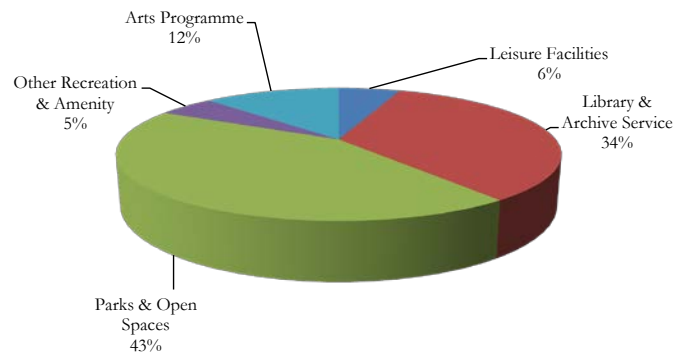
Service Division A	€ 46,576,200	29%
Service Division B	€ 26,742,400	17%
Service Division C	€ 9,698,900	6%
Service Division D	€ 11,995,600	8%
Service Division E	€ 32,519,600	20%
<b>Service Division F</b>	<b>€ 22,277,400</b>	<b>14%</b>
Service Division G	€ 498,000	0%
Service Division H	€ 9,933,300	6%
	<b>€ 160,241,400</b>	<b>100%</b>



Service  
Division F  
€ 22,277,400

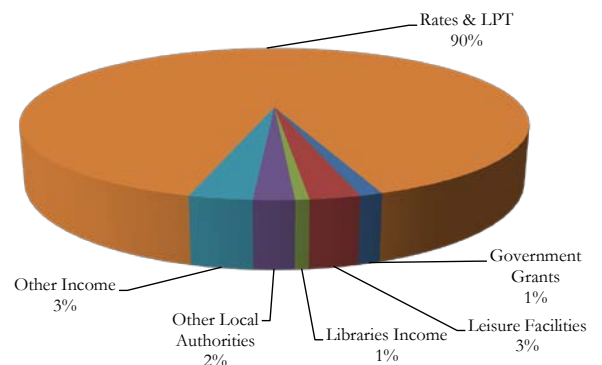
#### How the Service Division is Spent

Leisure Facilities	€ 1,227,000	6%
Library & Archive Service	€ 7,718,500	34%
Parks & Open Spaces	€ 9,514,800	43%
Other Recreation & Amenity	€ 1,111,700	5%
Arts Programme	€ 2,705,400	12%
	<b>€ 22,277,400</b>	<b>100%</b>



#### How the Service Division is Funded

Government Grants	€ 263,400	1%
Leisure Facilities	€ 583,000	3%
Libraries Income	€ 161,400	1%
Other Local Authorities	€ 470,000	2%
Other Income	€ 730,400	3%
Rates & LPT	€ 20,069,200	90%
	<b>€ 22,277,400</b>	<b>100%</b>



**LEISURE FACILITIES****F01 LEISURE FACILITIES OPERATIONS**

Payroll	€ 340,200
Overheads	€ 133,300
Non Pay	€ 753,500

**LIBRARIES & ARCHIVE SERVICE****F02 OP OF LIBRARY & ARCHIVE SERVICE**

Payroll	€ 3,579,200
Overheads	€ 2,594,000
Non Pay	€ 1,545,300

**OUTDOOR LEISURE****F03 OUTDOOR LEISURE AREA OPERATION**

Payroll	€ 4,737,400
Overheads	€ 2,410,700
Non Pay	€ 2,366,700

**F04 COMM,SPORT & REC DEVELOPMENT**

Payroll	€ 92,000
Overheads	€ 31,400
Non Pay	€ 988,300

**ARTS PROGRAMME****F05 OPERATION OF ARTS PROGRAMME**

Payroll	€ 573,200
Overheads	€ 306,900
Non Pay	€ 1,825,300

**TABLE F - EXPENDITURE**  
**CORK CITY COUNCIL - ANNUAL BUDGET**  
**RECREATION & AMENITY**

Expenditure by Service and Sub-Service		2018		2017	
		Adopted by Council €	Estimated by Chief Executive €	Adopted by Council €	Estimated Outturn €
F0101	Leisure Facilities Operations	1,054,500	1,054,500	1,018,300	1,058,500
F0103	Contribution to External Bodies Leisure Facilities	39,200	39,200	39,200	39,200
F0199	Service Support Costs	133,300	133,300	129,700	130,400
	<b>Leisure Facilities Operations</b>	<b>1,227,000</b>	<b>1,227,000</b>	<b>1,187,200</b>	<b>1,228,100</b>
F0201	Library Service Operations	4,311,500	4,311,500	4,047,400	4,235,900
F0202	Archive Service	274,100	274,100	275,100	284,800
F0204	Purchase of Books, CD's etc.	301,500	301,500	301,500	301,500
F0205	Contributions to Library Organisations	237,400	237,400	226,400	226,300
F0299	Service Support Costs	2,594,000	2,594,000	2,463,100	2,500,200
	<b>Operation of Library &amp; Archival Service</b>	<b>7,718,500</b>	<b>7,718,500</b>	<b>7,313,500</b>	<b>7,548,700</b>
F0301	Parks, Pitches & Open Spaces	6,636,700	6,636,700	6,703,000	6,176,700
F0399	Service Support Costs	2,878,100	2,878,100	2,773,700	2,762,900
	<b>Outdoor Leisure Areas Operations</b>	<b>9,514,800</b>	<b>9,514,800</b>	<b>9,476,700</b>	<b>8,939,600</b>
F0401	Community Grants	431,000	431,000	397,100	536,500
F0402	Operation of Sports Hall/Stadium	310,600	310,600	310,600	310,600
F0403	Community Facilities	42,000	42,000	67,400	71,200
F0404	Recreational Development	296,700	296,700	293,800	69,100
F0499	Service Support Costs	31,400	31,400	30,500	31,200
	<b>Community Sport &amp; Recreational Devt</b>	<b>1,111,700</b>	<b>1,111,700</b>	<b>1,099,400</b>	<b>1,018,600</b>
F0501	Administration of the Arts Programme	429,700	429,700	297,900	361,900
F0502	Contributions to other Bodies Arts Programme	1,530,900	1,530,900	1,400,500	1,544,500
F0503	Museums Operations	437,900	437,900	426,800	432,900
F0599	Service Support Costs	306,900	306,900	293,500	296,900
	<b>Operation of Arts Programme</b>	<b>2,705,400</b>	<b>2,705,400</b>	<b>2,418,700</b>	<b>2,636,200</b>
	<b>Service Division Total</b>	<b>22,277,400</b>	<b>22,277,400</b>	<b>21,495,500</b>	<b>21,371,200</b>

**TABLE F - INCOME**  
**CORK CITY COUNCIL - ANNUAL BUDGET**  
**RECREATION & AMENITY**

	2018		2017	
Income by Source	Adopted by Council €	Estimated by Chief Executive €	Adopted by Council €	Estimated Outturn €
<b>Government Grants</b>				
Environment, Community & Local Government	0	0	0	0
Education & Skills	3,000	3,000	3,000	3,000
Arts, Heritage & Gaeltacht	64,000	64,000	0	64,000
Social Protection	144,400	144,400	153,200	156,200
Library Council	50,000	50,000	50,000	50,000
Arts Council	0	0	0	0
Other	2,000	2,000	2,000	2,000
<b>Total Grants &amp; Subsidies (a)</b>	<b>263,400</b>	<b>263,400</b>	<b>208,200</b>	<b>275,200</b>
<b>Goods and Services</b>				
Library Fees/Fines	161,400	161,400	126,900	143,800
Recreation/Amenity/Culture	583,000	583,000	568,000	556,700
Superannuation	358,300	358,300	365,400	364,500
Agency Services & Repayable Works	0	0	0	0
Local Authority Contributions	470,000	470,000	458,600	420,100
Other income	372,100	372,100	418,300	353,200
<b>Total Goods and Services (b)</b>	<b>1,944,800</b>	<b>1,944,800</b>	<b>1,937,200</b>	<b>1,838,300</b>
<b>Total Income c=(a+b)</b>	<b>2,208,200</b>	<b>2,208,200</b>	<b>2,145,400</b>	<b>2,113,500</b>



## ANALYSIS OF LIBRARY & ARCHIVE SERVICE (F02)

	Adopted Budget 2018	Adopted Budget 2017
Central Library	1,546,100	1,516,300
E-Library/ICT	233,700	209,000
General Library Services	551,900	544,100
Local Libraries	2,209,200	1,996,400
Purchase of Books	301,500	301,500
Archives	274,100	275,100
Contribution to An Comhairle Leabharlanna	8,000	8,000
Overheads	2,594,000	2,463,100
<b>TOTAL EXPENDITURE</b>	<b>7,718,500</b>	<b>7,313,500</b>
<b>FUNDED BY:</b>		
Library Fees & Charges	107,700	126,900
Government Grants & Subsidies	55,000	55,000
Receipts from Other Local Authorities	464,900	453,500
Other Income	175,400	188,200
Rates/Local Government Fund	6,915,500	6,489,900
<b>TOTAL FUNDING</b>	<b>7,718,500</b>	<b>7,313,500</b>

## F04 - COMMUNITY, SPORT & RECREATIONAL DEVT

	Adopted Budget 2018	Adopted Budget 2017
Cork City Marathon	296,700	293,800
City Sports	36,000	36,000
Sports Centres	166,100	166,100
Bonfire Night Entertainment	64,500	40,600
Contribution to Capital Outlay	150,000	175,400
Miscellaneous	398,400	387,500
<b>TOTAL EXPENDITURE</b>	<b>1,111,700</b>	<b>1,099,400</b>

## F05 - ARTS PROGRAMME

	Adopted Budget 2018	Adopted Budget 2017
Museum	437,900	426,800
Arts Committee Grants	259,800	259,800
Contribution to Other Bodies	1,271,100	1,140,700
Overheads	306,900	293,500
Arts Development Plan	429,700	297,900
<b>TOTAL EXPENDITURE</b>	<b>2,705,400</b>	<b>2,418,700</b>

## **SERVICE DIVISION G – AGRICULTURE, EDUCATION, HEALTH & WELFARE**

---

Total Expenditure of **€0.5m** (€0.5m in 2017) is provided in this Division for 2018.



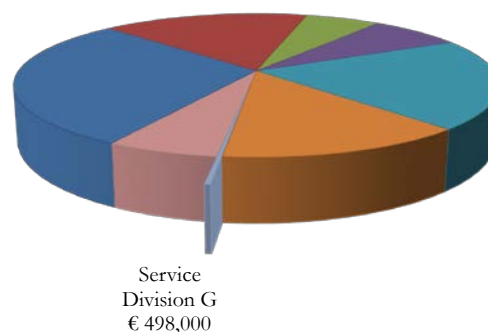
## SERVICE DIVISION G AGRICULTURE, EDUCATION, HEALTH AND WELFARE

### AIMS

To support provision of educational & welfare services in the context of the city's development

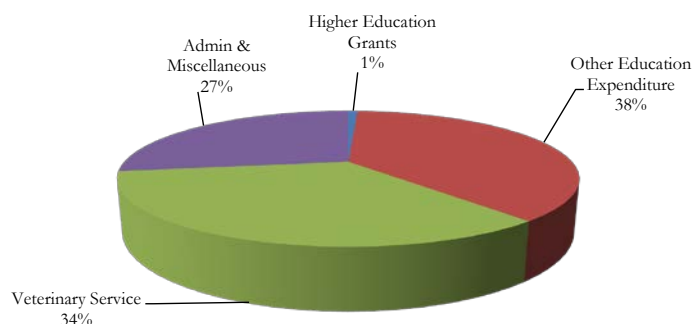
#### Overview

Service Division A	€ 46,576,200	29%
Service Division B	€ 26,742,400	17%
Service Division C	€ 9,698,900	6%
Service Division D	€ 11,995,600	8%
Service Division E	€ 32,519,600	20%
Service Division F	€ 22,277,400	14%
<b>Service Division G</b>	<b>€ 498,000</b>	<b>0%</b>
Service Division H	€ 9,933,300	6%
	<b>€ 160,241,400</b>	<b>100%</b>



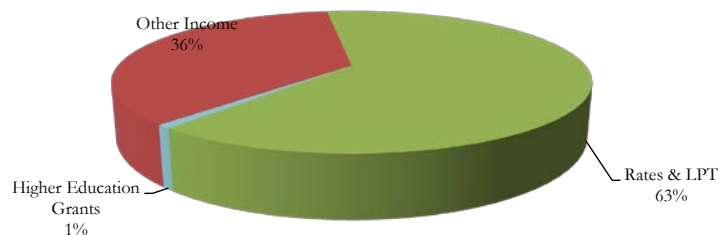
#### How the Service Division is Spent

Higher Education Grants	€ 4,200	1%
Other Education Expendi	€ 188,400	38%
Veterinary Service	€ 169,500	34%
Admin & Miscellaneous	€ 135,900	27%
	<b>€ 498,000</b>	<b>100%</b>



#### How the Service Division is Funded

Higher Education Grants	€ 4,200	1%
Other Income	€ 179,100	36%
Rates & LPT	€ 314,700	63%
	<b>€ 498,000</b>	<b>100%</b>



**VETERINARY**

**G04 VETERINARY SERVICE**

Payroll	€ 0
Overheads	€ 77,600
Non Pay	€ 91,900

**EDUCATION**

**G05 EDUCATIONAL SUPPORT SERVICES**

Payroll	€ 0
Overheads	€ 135,900
Non Pay	€ 192,600

**TABLE F - EXPENDITURE**  
**CORK CITY COUNCIL - ANNUAL BUDGET**  
**AGRICULTURE, EDUCATION, HEALTH & WELFARE**

Expenditure by Service and Sub-Service		2018		2017	
		Adopted by Council €	Estimated by Chief Executive €	Adopted by Council €	Estimated Outturn €
<b>G0404</b>	Operation of Dog Warden Service	91,900	91,900	81,200	81,200
<b>G0499</b>	Service Support Costs	77,600	77,600	74,400	76,100
	<b>Veterinary Service</b>	<b>169,500</b>	<b>169,500</b>	<b>155,600</b>	<b>157,300</b>
<b>G0501</b>	Payment of Higher Education Grants	4,200	4,200	12,700	12,700
<b>G0505</b>	Contribution to Education & Training Board	0	0	0	0
<b>G0507</b>	School Meals	188,400	188,400	188,400	188,400
<b>G0599</b>	Service Support Costs	135,900	135,900	134,100	125,800
	<b>Educational Support Services</b>	<b>328,500</b>	<b>328,500</b>	<b>335,200</b>	<b>326,900</b>
	<b>Service Division Total</b>	<b>498,000</b>	<b>498,000</b>	<b>490,800</b>	<b>484,200</b>

**TABLE F - INCOME**  
**CORK CITY COUNCIL - ANNUAL BUDGET**  
**AGRICULTURE , EDUCATION, HEALTH & WELFARE**

	2018		2017	
Income by Source	Adopted by Council €	Estimated by Chief Executive €	Adopted by Council €	Estimated Outturn €
<b>Government Grants</b>				
Environment, Community & Local Government	0	0	0	0
Arts, Heritage & Gaeltacht	0	0	0	0
Education & Skills	98,400	98,400	106,900	106,900
Transport, Tourism & Sport	0	0	0	0
Other	0	0	0	0
<b>Total Grants &amp; Subsidies (a)</b>	<b>98,400</b>	<b>98,400</b>	<b>106,900</b>	<b>106,900</b>
<b>Goods and Services</b>				
Superannuation	5,900	5,900	6,000	6,000
Agency Services & Repayable Works	0	0	0	0
Local Authority Contributions	0	0	0	0
Other income	79,000	79,000	82,500	82,500
<b>Total Goods and Services (b)</b>	<b>84,900</b>	<b>84,900</b>	<b>88,500</b>	<b>88,500</b>
<b>Total Income c=(a+b)</b>	<b>183,300</b>	<b>183,300</b>	<b>195,400</b>	<b>195,400</b>



## SERVICE DIVISION H - MISCELLANEOUS

---

Total Expenditure of **€9.9m (€9.7m in 2017)** is provided in this Division for 2018.

This represents **6%** of total expenditure.

The Division provides for a wide range of service headings:-

- Financial Management
- Elections and Franchise
- Consumer Protection
- Lord Mayor's Office
- Property Management, Markets and Casual Trading
- Council Meetings Administration and Members' Support
- Organisation of Civic Events
- Facilities Management



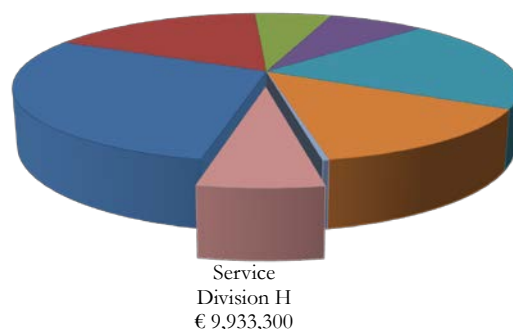
## SERVICE DIVISION H MISCELLANEOUS SERVICES

### AIMS

1. To provide for quality service delivery whilst ensuring value for money.
2. To promote consumer protection, other trading and agency services.

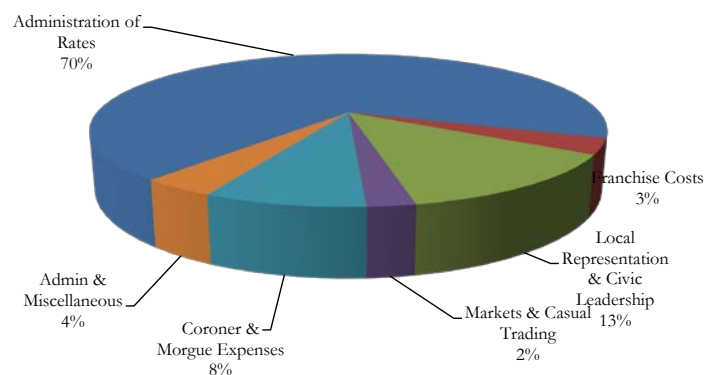
#### Overview

Service Division A	€ 46,576,200	29%
Service Division B	€ 26,742,400	17%
Service Division C	€ 9,698,900	6%
Service Division D	€ 11,995,600	8%
Service Division E	€ 32,519,600	20%
Service Division F	€ 22,277,400	14%
Service Division G	€ 498,000	0%
<b>Service Division H</b>	<b>€ 9,933,300</b>	<b>6%</b>
	<b>€ 160,241,400</b>	<b>100%</b>



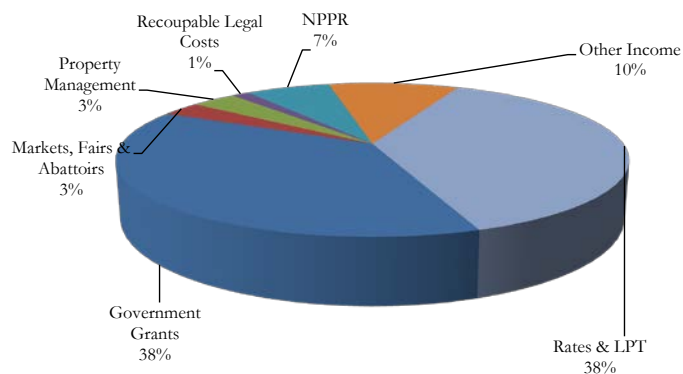
#### How the Service Division is Spent

Administration of Rates	€ 6,843,200	70%
Franchise Costs	€ 332,500	3%
Local Representation & Civic Leadership	€ 1,309,500	13%
Markets & Casual Trading	€ 244,800	2%
Coroner & Morgue Expenses	€ 818,500	8%
Admin & Miscellaneous	€ 384,800	4%
	<b>€ 9,933,300</b>	<b>100%</b>



#### How the Service Division is Funded

Government Grants	€ 3,804,100	38%
Markets, Fairs & Abattoirs	€ 299,000	3%
Property Management	€ 347,400	3%
Recoupable Legal Costs	€ 135,000	1%
NPPR	€ 650,000	7%
Other Income	€ 908,600	10%
Rates & LPT	€ 3,789,200	38%
	<b>€ 9,933,300</b>	<b>100%</b>



## **RATES**

### **H03 ADMINISTRATION OF RATES**

Payroll	€ 766,800
Overheads	€ 576,300
Non Pay	€ 5,500,100

## **FRANCHISE**

### **H04 FRANCHISE COSTS**

Payroll	€ 130,400
Overheads	€ 141,800
Non Pay	€ 60,300

## **MORGUE & CORONER SERVICE**

### **H05 OPERATION OF MORGUE & CORONER EXP**

Payroll	€ 106,800
Overheads	€ 114,000
Non Pay	€ 597,700

## **MARKETS, FAIRS & ABBATOIRS**

### **H07 OPERATION OF MARKETS & CASUAL TRADING**

Payroll	€ 49,000
Overheads	€ 22,800
Non Pay	€ 173,000

## **LORD MAYOR & MEMBERS**

### **H09 LOCAL REPRES/CIVIC LEADERSHIP**

Payroll	€ 0
Overheads	€ 38,900
Non Pay	€ 1,270,600

## **MISCELLANEOUS**

### **H11 AGENCY & RECOUPABLE SERVICES**

Payroll	€ 226,800
Overheads	€ 67,500
Non Pay	€ 10,000

**TABLE F - EXPENDITURE**  
**CORK CITY COUNCIL - ANNUAL BUDGET**  
**MISCELLANEOUS SERVICES**

Expenditure by Service and Sub-Service		2018		2017	
		Adopted by Council €	Estimated by Chief Executive €	Adopted by Council €	Estimated Outturn €
H0302	Debt Management Service Rates	819,100	819,100	775,900	89,000
H0303	Refunds & Irrecoverable Rates	5,397,800	5,397,800	5,257,400	5,555,800
H0399	Service Support Costs	626,300	626,300	597,000	581,700
<b>Administration of Rates</b>		<b>6,843,200</b>	<b>6,843,200</b>	<b>6,630,300</b>	<b>6,226,500</b>
H0401	Register of Elector Costs	148,700	148,700	153,000	153,000
H0402	Local Election Costs	42,000	42,000	84,000	84,000
H0499	Service Support Costs	141,800	141,800	135,900	138,900
<b>Franchise Costs</b>		<b>332,500</b>	<b>332,500</b>	<b>372,900</b>	<b>375,900</b>
H0501	Coroner Fees & Expenses	656,500	656,500	655,700	655,700
H0502	Operation of Morgue	48,000	48,000	48,000	48,000
H0599	Service Support Costs	114,000	114,000	109,800	108,900
<b>Operation and Morgue and Coroner Expenses</b>		<b>818,500</b>	<b>818,500</b>	<b>813,500</b>	<b>812,600</b>
H0601	Weighbridge Operations	64,000	64,000	64,000	64,000
H0699	Service Support Costs	16,500	16,500	16,000	16,200
<b>Weighbridges</b>		<b>80,500</b>	<b>80,500</b>	<b>80,000</b>	<b>80,200</b>
H0701	Operation of Markets	161,000	161,000	136,000	209,000
H0702	Casual Trading Areas	61,000	61,000	61,000	110,000
H0799	Service Support Costs	22,800	22,800	22,100	22,200
<b>Operation of Markets and Casual Trading</b>		<b>244,800</b>	<b>244,800</b>	<b>219,100</b>	<b>341,200</b>
H0901	Representational Payments	513,500	513,500	513,500	513,500
H0902	Chair/Vice Chair Allowances	36,000	36,000	36,000	36,000
H0904	Expenses LA Members	86,700	86,700	86,700	86,700
H0905	Other Expenses	409,500	409,500	410,100	421,100
H0907	Retirement Gratuities	65,300	65,300	133,300	133,300
H0908	Contribution to Members Associations	159,600	159,600	148,100	152,600
H0999	Service Support Costs	38,900	38,900	38,400	36,000
<b>Local Representation/Civic Leadership</b>		<b>1,309,500</b>	<b>1,309,500</b>	<b>1,366,100</b>	<b>1,379,200</b>
H1101	Agency & Recoupable Service	147,300	147,300	0	100,000
H1102	NPPR	89,500	89,500	138,300	138,300
H1199	Service Support Costs	67,500	67,500	64,300	65,500
<b>Agency &amp; Recoupable Services</b>		<b>304,300</b>	<b>304,300</b>	<b>202,600</b>	<b>303,800</b>
<b>Service Division Total</b>		<b>9,933,300</b>	<b>9,933,300</b>	<b>9,684,500</b>	<b>9,519,400</b>

**TABLE F - INCOME**  
**CORK CITY COUNCIL - ANNUAL BUDGET**  
**MISCELLANEOUS SERVICES**

	2018		2017	
Income by Source	Adopted by Council €	Estimated by Chief Executive €	Adopted by Council €	Estimated Outturn €
<b>Government Grants</b>				
Environment, Community & Local Government	3,804,100	3,804,100	1,607,000	1,272,200
Agriculture, Food and the Marine	0	0	0	0
Social Protection	0	0	0	0
Justice & Equality	0	0	0	0
Non-Dept HFA and BMW	0	0	0	0
Other	0	0	0	0
<b>Total Grants &amp; Subsidies (a)</b>	<b>3,804,100</b>	<b>3,804,100</b>	<b>1,607,000</b>	<b>1,272,200</b>
<b>Goods and Services</b>				
Superannuation	31,400	31,400	32,000	31,800
Agency services	0	0	0	0
Local Authority Contributions	0	0	0	0
NPPR	650,000	650,000	600,000	750,000
Other income	1,658,800	1,658,800	1,619,800	1,025,100
<b>Total Goods and Services (b)</b>	<b>2,340,200</b>	<b>2,340,200</b>	<b>2,251,800</b>	<b>1,806,900</b>
<b>Total Income c=(a+b)</b>	<b>6,144,300</b>	<b>6,144,300</b>	<b>3,858,800</b>	<b>3,079,100</b>

# SERVICE DIVISION J – CENTRAL MANAGEMENT CHARGE

## Information, Communication, Technology (ICT) and Business Services

ICT & Business Services is divided across four teams:-

- Project Management Team
- Operations Team
- Knowledge & Compliance Team
- The BPI Team

The following is a summary overview of achievements in 2017.

### Project Management Team

A number of key projects of corporate significance were advanced in 2017:-

- Electronic Platform for Councillors Pilot project is currently underway and a number of councillors were issued with tablets to test the new system.
- Redesign and development of [www.corkcity.ie](http://www.corkcity.ie) and Cork City Council Intranet website are underway.
- A Conference App was developed in conjunction with CIT for the GrowSmarter Conference and the Learning City (UNESCO) Conference in 2017.
- Dept of Social Protection InfoSys Replacement is ongoing.
- Choice Based Letting Phase 2 has been implemented. The addition of AHB (Approved Housing Body) Houses to Choice Based Letting has been completed.

### Operations Team

The Operations Team continued to support all users across City Council spanning a broad range of systems and services. The team resolved over 5,000 helpdesk calls and service requests throughout 2017 with 85% of all calls dealt with in less than 2 days.

In addition, a number of security threats to the City Council network including the WanaCry virus and various malware attacks were successfully dealt with in 2017.

### Knowledge & Compliance Team

Advances were made in the following:-

- Mobile phone administration and management. The Team was nominated for a Staff Award for savings achieved in 2016 via management of mobile devices through tariff changes and ongoing review of mobile phone policy.
- A number of procurement exercises were undertaken in 2017 including:- ICT Audit &

Security Advisory Services Tender; Web hosting; LAN-WAN connectivity; Database administration.

- ICT & Business Services requirements under Health and Safety legislation were co-ordinated.
- Co-ordination of ICT & BS quarterly reporting to CE and other ICT reporting as required.
- Licence Management Review for MS products was carried out.
- Assisted Internal Audit on Audit Universe exercise, which identified over 150 ICT systems currently in use across the organisation. An audit of secondary ICT systems is underway.
- Organisation of a very successful 3 day conference for GrowSmarter (H2020 funded) project, hosted in Cork in May 2017, with approx 100 attendee's of which 60 were from EU Member states.
- A number of FOI requests were processed.

### Cork Smart Gateway

The Cork Smart Gateway (CSG) was established to develop and drive a smart agenda for Cork. This initiative was developed by Cork City Council, Cork County Council, Nimbus Research Centre and Tyndall National Institute. Key Activities in last 6 months for Cork City Council:

- Establishment of a cross directorate smart city group in the City Council.
- Completion of European Funded H2020 'GrowSmarter Project' Replication Report.
- Development of an Open Data Portal with over 100 real time and static data sets in collaboration with NUI Maynooth (to be launched in Oct/Nov 17).
- Engagement with DELL EMC infinite testbed to identify collaborative project ideas.
- Project with Johnson Controls to install Air and light Quality monitors in McCurtain Street to be launch in coming months.
- Internal Smart City Survey sent to 140 staff members using the Civic Q online consultation portal which will be analysed using the internationally recognised TM Forum Smart City benchmarking tools to better understand Cork's current smart city baseline which will help us to plan the journey.
- Joining together of Cork City Council public wifi with UCC wifi network.
- Member of All Ireland Smart Cities Forum along with smart city initiatives of Dublin, Limerick, Waterford, Galway, Derry and Belfast. Contributed to the organisation of the inaugural All Ireland Smart Cities Conference – 'The

## SERVICE DIVISION J – CENTRAL MANAGEMENT CHARGE

Challenge of Smart Cities'. Presentation by CE Ann Doherty on Cork's Achievements.

- Cork Smart Gateway External Advisory Group Workshop on the future of Cork's Smart Agenda.
- Nomination for an International Smart Cities Leadership and Governance Award at the Smart City In Focus Conference in Yinchuan, China. While Cork's nomination was highly commended and well received Melbourne was the overall winner.
- Pilot project with Energy Elephant Software to get better energy data on consumption in Cork City Council to help understand where energy can be saved and costs reduced.

### **Business Process Improvement**

During 2017, the BPI Unit managed the production of the 2017 Annual Service Delivery Plan and the review of the 2016 Plan. The production of the monthly Chief Executives Monthly Report and the organisation of the Corporate Seminar held in June 2017. Significant progress was also made towards the delivery of a Corporate Customer Service Delivery Solution (CRM).

Details of projects completed in 2017:

- Phase 1 & 2 of the Corporate CRM Solution with Environment and Recreation live on the solution.
- Housing and Community live on the Corporate CRM solution in Q4, 2017.
- Roll out of a CRM mobile working solution to allow front line staff receive service requests directly.
- Co-ordinating the implementation of our online corporate collaboration tool.
- Corporate Seminar reviewing our Corporate Plan held and attended by eight five senior staff members.
- Co-ordination of NOAC performance indicator returns for Cork City and ongoing management of our relationship with NOAC.
- Development of the 2017 Annual Service Delivery Plan.
- Review of our 2016 Annual Service Delivery Plan included in the 2016 Annual Report.
- Lean six sigma training and analysis of processes with the Housing and Community directorate

### **Law Agent 2017**

- During 2017, the Law Agent's Office continued to fulfil its function of providing full legal services to the Chief Executive of Cork City Council and to its directorates. The Law Agent provided legal advices to the Chief Executive and to the Senior Management Team with respect to significant transactional matters and in relation to the proper fulfilment of the Council's statutory powers and duties, in particular arising out of the enactment of new Legislation.
- The Law Agent's Office continued to carry out the legal work relating to the fulfilment of the Council's functions as a local authority, planning authority, road authority, housing authority, environment authority, fire authority, building control authority, sanitary authority and library authority. It has also continued to provide legal services to Irish Water by way of support for the fulfilment of Cork City Council's obligations as set out in the Service Level Agreement entered into with Irish Water.
- The Law Agent's Office has continued in its endeavours to enhance the successful working relationships which have been built over the years with its client departments. In so doing, the aim has been and will continue to be the satisfaction of its clients' need for legal advice and assistance in a manner which is prompt, clear and technically correct.



**APPENDIX 1****Summary of Central Management Charge**

	<b>2018</b>	<b>2017</b>
	<b>€</b>	<b>€</b>
Area Office Overhead	0	0
Corporate Affairs Overhead	4,142,800	3,670,900
Corporate Buildings Overhead	6,062,300	5,927,700
Finance Function Overhead	1,624,500	1,659,200
Human Resource Function	2,115,800	2,044,900
IT Services	2,102,200	1,918,300
Print/Post Room Service Overhead Allocation		
Pension & Lump Sum Overhead *	16,811,400	16,319,200
<b>Total Expenditure Allocated to Services</b>	<b>32,859,000</b>	<b>31,540,200</b>

**APPENDIX 2**

**Summary of Local Property Tax Allocation for Year 2018**

Description	2018 €	2018 €
<b>Discretionary</b>		
Discretionary Local Property Tax (Table A)	11,927,400	
		11,927,400
<b>Self Funding - Revenue Budget</b>		
HOUSING AND BUILDING	-	
ROAD TRANSPORT AND SAFETY	-	
		-
<b>Total Local Property Tax - Revenue Budget</b>		11,927,400
<b>Self Funding - Capital Budget</b>		
Housing & Building	-	
Roads, Transport, & Safety	-	
		-
<b>Total Local Property Tax - Capital Budget</b>		-
<b>Total Local Property Tax Allocation (Post Variation)</b>		11,927,400



# **BUDGET 2018**

# **CAPITAL PROGRAMME 2018-2020**





Cork City Council

Programme of Proposed Capital Spend 2018 - 2020 Inclusive \*

Prog Group	Project Description	2018				2019				2020				Total Expenditure
		Loans	Grant Funded	Other Income	2018 Total	Loans	Grant Funded	Other Income	2019 Total	Loans	Grant Funded	Other Income	2020 Total	
5	<b>Environmental Protection</b>													
	Fire Training Systems		20,000	25,000	45,000		20,000	20,000	40,000			15,000	35,000	120,000
	Tramore Valley Park - Gas Generation			264,000	264,000			258,700	258,700			253,500	253,500	776,200
	Cemeteries			100,000	100,000			1,050,000	1,050,000			250,000	250,000	1,400,000
	Waste Management		45,000	100,000	45,000		45,000	100,000	45,000			100,000	45,000	135,000
	Lifetime Lab			100,000	100,000			100,000	100,000			100,000	100,000	300,000
	<b>Programme Group 5 Total</b>	<b>0</b>	<b>65,000</b>	<b>489,000</b>	<b>554,000</b>	<b>0</b>	<b>65,000</b>	<b>1,428,700</b>	<b>1,493,700</b>	<b>0</b>	<b>65,000</b>	<b>618,500</b>	<b>683,500</b>	<b>2,731,200</b>
6	<b>Recreation &amp; Amenities</b>													
	Development of Marina Park		2,250,000	2,250,000	4,500,000		500,000	500,000	1,000,000			500,000	1,000,000	6,500,000
	Monahan Road Enhancement Scheme			1,550,000	1,550,000			500,000	0				0	1,550,000
	Upgrade of Public Spaces, ie, Parks, Paths, etc.			1,000,000	1,000,000			5,320,000	5,320,000			2,500,000	2,500,000	8,820,000
	Young People's Facilities		45,000	30,000	75,000			70,000	70,000				0	145,000
	Pool			5,000	5,000				0				0	5,000
	Tramore Valley Park			150,000	150,000			200,000	200,000			150,000	150,000	500,000
	Lough Studios			106,000	106,000				0				0	106,000
	Bishopstown Playground			500,000	500,000				0			0	500,000	
	<b>Programme Group 6 Total</b>	<b>0</b>	<b>2,295,000</b>	<b>5,591,000</b>	<b>7,886,000</b>	<b>0</b>	<b>500,000</b>	<b>6,090,000</b>	<b>6,590,000</b>	<b>0</b>	<b>500,000</b>	<b>3,150,000</b>	<b>3,650,000</b>	<b>18,126,000</b>
8	<b>Miscellaneous Services</b>													
	Cork Smart Gateway			150,000	150,000			150,000	150,000			150,000	150,000	450,000
	English Market Works			900,000	900,000			1,500,000	1,500,000				0	2,400,000
	Property Interest Register			100,000	100,000			100,000	100,000				0	200,000
	IT			1,120,000	1,120,000			890,000	890,000			415,000	415,000	2,425,000
	<b>Programme Group 8 Total</b>	<b>0</b>	<b>0</b>	<b>2,270,000</b>	<b>2,270,000</b>	<b>0</b>	<b>0</b>	<b>2,640,000</b>	<b>2,640,000</b>	<b>0</b>	<b>0</b>	<b>565,000</b>	<b>565,000</b>	<b>5,475,000</b>
<b>Totals</b>		<b>0</b>	<b>178,941,025</b>	<b>22,500,500</b>	<b>201,441,525</b>	<b>0</b>	<b>155,822,170</b>	<b>14,310,400</b>	<b>170,132,570</b>	<b>0</b>	<b>75,766,000</b>	<b>6,164,300</b>	<b>81,930,300</b>	<b>453,504,395</b>

\*Dependent on levels of grant assistance from Central Government





Cork City Council,  
Finance Department,  
1st Floor,  
City Hall,  
Cork.

t: +353 21 492 4122  
f: +353 21 492 4640  
e: [finance@corkcity.ie](mailto:finance@corkcity.ie)  
w: [www.corkcity](http://www.corkcity)

