


# Welcome to the Happy Talk Monster Pack!



Happy Talk is a part of the HSE Speech and  
Language Therapy Service.

Happy Talk seeks to support language, literacy and  
learning skills of young children.

## Welcome to the Happy Talk Monster Pack!

This pack contains ideas and activities to play and use at home to help develop early language, literacy and learning skills.

We hope you enjoy these resources, and send photos of your drawings, monster boxes and stories to us by email to [aoife.oshea@hse.ie](mailto:aoife.oshea@hse.ie), by text or Whatsapp to 0876440177 or on Facebook (Happy Talk).

We look forward to seeing our regular Happy Talkers again in Cork City! Please note however, we are happy for this resource to be shared far and wide, and hope as many people as possible enjoy it.

All materials used in this pack are either generated by Happy Talk - HSE or are free to download online.

The activities in this pack are intended for children aged approximately 4 - 8 years. However that doesn't mean some of these activities can't be enjoyed by kids of all ages; even grown up kids!

We wish to thank the students and staff of UCC Speech and Language Therapy Dept. for helping to make these packs possible.

## Happy Talk Mindful Moments

Happy Talk Mindful Moments are a chance to take a time out and to settle or energise your brain and body. Learning to pay attention can build great listening and learning skills. In these times it is normal to feel a little worried, and so a Happy Talk Mindful Moment is a great way to remain calm.



## Monster Mindful Moment

Close your eyes and take a moment to take a few deep breaths. Now, using your imagination when you open your eyes, can you pretend to be a friendly monster who is visiting for the first time? As the friendly monster you are interested in noticing everything in the room as if for the first time. Take your time and tell someone all the things you can notice and see. Try saying 'I can see...' Look around and take notice of things you walk past every day e.g. 'Wow I see a couch. Look at that, I see the light. I see the fireplace.' Close your eyes and take a few deep breaths. When you open your eyes, you will not be the friendly monster anymore.

## Monster Rhymes and Songs

1. Draw and cut out five monsters and tape a small coin to the back of each one (or something else to give them weight).
2. Using a tea towel as a 'bed' and holding each corner tight, place the monsters on the tea towel and make them jump!
3. Make the 5 monsters jump and take one out of the bed each verse of the rhyme:

### 5 Little Monsters Jumping on the Bed

Five little monsters jumping on the bed,  
One fell off and bumped his head,  
Mammy called the doctor and the doctor said,  
No more monsters jumping on the bed.


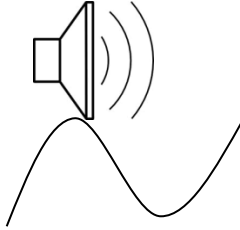






### Can you pretend to be a Monster?






- Monster, Monster, Turn Around! (turn around)  
Monster, Monster, Touch the ground! (touch ground)  
Monster, Monster, Reach up high! (stretch up high)  
Monster, Monster, Squint your eyes! (squint eyes)  
Monster, Monster, Show your teeth! (bare teeth and make claws)  
Monster, Monster, Stomp your feet! (stomp)  
Monster, Monster, Slap your knees! (slap knees)  
Monster, Monster, Sit down, please! (sit down)

# Rhyme Time Voices and Games

Say the rhymes using the following games and activities.

<p>Whisper</p> 	<p>Loud-Soft-Loud</p> 	<p>Laughing</p> 
<p>Robot Voice</p> 	<p>Silly Voice</p> 	<p>Slow Motion</p> 

When it gets a bit easier try these games:

<p>Tap/drum/clap out each beat</p> 	<p>Tap/drum/clap out each word</p> 	<p>Say every second word with your child</p> 
<p>Leave words and see can your child fill the gaps</p> 	<p>Make mistakes and see does your child spot them</p> 	

## Happy Talk Listening Rules

Look with your eyes



Listen with your ears



Mouth is closed



Feet on the ground



Hands are still



## The Monster Hunt Listening Game

Draw and cut out some pictures of monsters and hide them throughout the room / house. Give each child instructions to help them find the monsters, reminding them to show you how they can do really good listening for each instruction. Use the following words in your instructions: under, on top, behind, in front, next to, beside, between.





## How to Make a Monster Box

1. Take a shoe box, cereal box or similar box and cover one side with paper using glue or sticky tape.
2. Cut out a BIG mouth for your monster. He or she is going to be very hungry so they need a big mouth. Your monster will also be very friendly so he or she needs a big smile.
3. Draw your monster's face giving him as many eyes and noses as you think he needs.
4. Give her some hair by drawing or using wool, pipe cleaners, rope, or anything else you can think of.
5. If you want, decorate him with stickers and colours.
6. Give your monster a name!



The games that follow can be played in any languages you speak in your home. Don't forget that Hungry Monsters make lots of noise when they eat all these things:

*Nom nom nom nom nom nom!!!*

## Hungry Monster Sorting Game


Take an Argos, Lidl, Aldi catalogue or a magazine and cut up the pictures. If you don't have these, draw some pictures of groups of things: all the fruit you love to eat, all the furniture in your home, all the transport that can take you places, all the toys you have inside and outside, all the clothes you wear in Summer and Winter. You can draw new pictures every day to play with your Monster Box, or add new picture as you come up with new ideas.

Place some pictures in front of the Monster Box on a table, or the couch or on the ground and take turns to give each other hints for what the Hungry Monster would like to eat:

- a. Big Group Hints: He would like to eat ALL the toys, ALL the clothes, ALL the furniture.
- b. Smaller Group Hints: She would like to eat up ALL the Winter Clothes, or ALL the bedroom furniture, or ALL the transport with wheels.
- c. Follow the Clue: He wants to eat something that is red and round (there might be more than one answer e.g. tomato, ball).
- d. Follow the Sound: He wants to eat something that starts with the 'b' sound.
- e. Conditional Hints: She would like to eat ALL the food EXCEPT the apple.
- f. Two Hints Together: First, he would like to eat the skateboard, next he would like to eat the bed.
- g. Remember Hints: Place some pictures at the other end of the room. She would like to eat the jumper and the orange. Can you remember? Tell me first, then go get them.
- h. Run and Find Hints: Hide some pictures around the room. He wants to eat the clothes that are under the table. She wants to eat the toys that are next to the door.



# I WANT A MONSTER!



©Élise Gravel

From my book "I want a monster", HarperCollins

Find the monster with wings. Colour him yellow or blue.

## I Want A Monster Instructions



Colour the girl's hair purple.

Give the biggest monster two more eyes.

Colour the underpants green.

Draw a triangle on two monsters.

Colour the monster with the most eyes blue.

Colour all teeth orange.

Pick your favourite monster and give them a name.

Give one monster a hat.

Give one monster glasses.

## More Make and Do Ideas



### Cut and Stick Monsters

### Toilet Roll Monsters



### Thumb Print Monsters




### Paper Plate Monsters




I LIKE MY MONSTERS LIKE I LIKE MY  
**HUMANS:**


OF ALL SHAPES



OF ALL COLORS



AND SPECIAL EACH IN THEIR OWN WAY.



ELISE GRAVEL

# I Like My Monsters Like...

## Instructions

In line 1 colour the monster with the most arms.



Put a hat on the last monster in line 2.

Give the first monster in line 3 a bag.

Draw a star on the monsters in the middle of each line.

Colour each monster in line 2 a different colour.

Colour all eyes blue.

Draw a circle around the black monster.

Pick your favourite monster and give them a name.

Find a monster with one eye and give her some red hair.

Colour the second monster in line 3 red.

## Drawing Monsters



Draw a monster with  
3 eyes, 4 noses and  
6 arms who loves to  
dance! What is his  
favourite song?




Draw a monster with no  
eyes, two mouths who uses  
a wheelchair to get  
around. What is her  
favourite dinner?

Draw a monster  
with lots and lots  
of teeth, 3 legs  
who loves reading.  
What's his  
favourite book?

Draw a monster with  
lots of hair, no arms  
or legs, who tells  
funny jokes. What's  
her favourite joke?



# Drawing Monsters



## Monster Fun Word Search (Tricky)

S T N Z I Z X O T N A I G D V  
M W E O I F E G E L L Z X A Z  
R T F S S H C B O A F O T N R  
A V J R T E B K O M W U I C W  
W N K E Z W V H U A F M U I O  
J C E B V P Q E A E M B H N G  
I T I I B Q S L Y I T J I G O  
H G P Z Z M F O B B R S E O G  
Y R G N U H O E N M H Y O E R  
E O E Y E S A N C O R N A H E  
X W T K M S S O S Z G T L S G  
Y L T L T J A I Q T I A G G H  
D K K M S N R B C N E E R N E  
S C A R Y N K V G D L R O D S  
L A U G H I N G Y B C M E U D

ARMS  
DRAGON  
GHOST  
HAIRY  
LEGS  
NOSE  
TEETH

BEAST  
EATING  
GIANT  
HUNGRY  
MONSTER  
OGRE  
ZOMBIE

DANCING  
EYES  
GROWL  
LAUGHING  
NOM  
SCARY

## Monster Fun Word Search (Easy)

N	X	Y	M	D	H	M	O	N	U
O	N	D	A	U	H	T	E	E	T
S	Q	V	N	Y	X	X	R	T	M
E	R	G	M	G	R	S	S	S	U
Q	R	E	O	O	L	A	M	W	Y
Y	A	L	N	Q	A	R	C	M	Y
T	E	Y	S	U	A	W	I	S	R
Q	O	Y	T	N	L	E	G	S	I
W	R	P	E	Y	A	Y	V	O	A
M	Z	S	R	S	Z	C	S	Z	H

ARMS  
HAIRY  
MONSTER  
SCARY

EAT  
HUNGRY  
NOM  
TEETH

EYES  
LEGS  
NOSE

## Building Stories

Who? Pick some monster characters for your story. Draw your characters and use these pictures when telling your story.

Where? Where will your story take place? Will the monsters go somewhere?

When? Is your story taking place in the morning, or the afternoon? Is it evening or night time? Is it taking place on the weekend or during the week?

## Story Plan

Make a plan for your story. What is going to happen first? What will happen in the middle? What will happen at the end?

## Tell Your Story

Tell your story out loud: practice with one person and tell someone else. You can ring someone to tell them your story.

Draw your story: Draw a picture, a number of pictures of a comic strip to tell your story.

Write your story: Write your story down, with pictures!

Act your story out: Pretend you are the characters in your story and act it out. Use your "Who" pictures as puppets.

## Remember Your Story

Later on, or tomorrow, see can you remember your story. What were the names of your characters? What happened to them? How did they feel? Was it funny or scary? Can you think what might happen to these characters next?

Who? Draw your story characters here.

## Telling Stories



What happened first?

What happened next?

What happened at the end of the story?

## New Words! (Easy)

### Hungry

What does hungry mean? (Look it up!)

---

Put the word 'hungry' in a sentence:

---

What does this word make you think of?

---

Can you act out the word hungry?

---

How many syllables (parts) does this word have? Clap out each part.

---

Can you make up some words that rhyme with hungry:

---

(Answers can be said out loud. They don't have to be written down.)



## New Words! (Easy)

### Monster

What does monster mean? (Look it up!)

---

Put the word 'monster' in a sentence:

---

What does this word make you think of?

---

Can you pretend to be a monster?

---


How many syllables (parts) does this word have? Clap out each part.

---

Can you make up some words that rhyme with monster:

---

(Answers can be said out loud. They don't have to be written down.)



©Elise Gravel

## New Words!

### Diversity

How many words can you find in the word diversity? (Use the letters to make new words)

---

---

---

What does diversity mean? (Look it up!)

---

Put the word 'diversity' in a sentence:

---

What does this word make you think of?

---

How many syllables (parts) does this word have?

---

Can you find other words that contain the last two syllables (ity)? (Look it up!)

---

Uniformity

How many words can you find in the word uniformity?  
(Use the letters to make new words)

---

---

---

What does uniformity mean? (Look it up!)

---

Put the word 'uniformity' in a sentence:

---

What does this word make you think of?

---

How many syllables (parts) does this word have?


---

Can you find other words that start with the first syllable (uni)? (Look it up!)


---

I LIKE MY MONSTERS LIKE I LIKE MY  
**HUMANS:**


OF ALL SHAPES



OF ALL COLORS



AND SPECIAL EACH IN THEIR OWN WAY.



ELISE GRAVEL